



Our leadership in designing products for safely storing and transporting food ensures that we make food safety much easier. Distinct colour-coding, superior sealing and easy to clean surfaces are just some of the ways that simplifies maintaining your food safety programme.

09

Storage & Handling



SECTION INDEX

Bussing And Transport
 Cart
 Dish Dolly
 Inserts
 Ice Caddy
 Portable Bar
 Portion Server
 Shelving System
 Storage Containers and
 Lids
 Trolley
 Tray
 Work Station






CROCKERY RACKS FLOOR STANDING

FEATURES

- Frames are powder coated mild steel
- Racks are covered in polyester plastic
- Supplied dismantled for easy transportation
- Includes spanner for easy assembly
- Max plate size - 280mm

ORDER CODES:

- CRM0830 • CROCKERY RACK MOBILE - F/STANDING 830mm (830 x 600 x 1700mm) - 400 - PIECES (152 LARGE PLATES & 152 SMALL PLATES + 2 CUP SHELVES)
- CRM1130 • CROCKERY RACK MOBILE - F/STANDING 1130mm (1130 x 600 x 1700mm) - 600 - PIECES (212 LARGE PLATES & 212 SMALL PLATES + 2 CUP SHELVES)
- CRM2130 • CROCKERY RACK MOBILE - F/STANDING 1130mm (1130 x 600 x 950mm) - 300 - PIECES (106 LARGE PLATES & 212 SMALL PLATES + CUP SHELF)



CROCKERY RACKS WALL MOUNTED

FEATURES

- Frames are powder coated mild steel
- Racks are covered in polyester plastic
- Supplied dismantled for easy transportation
- Includes spanner for easy assembly
- Max plate size - 280mm

ORDER CODES:

- CRW0806 • CROCKERY RACK WALL MOUNTED - 802mm - 38 LARGE PLATES + CUP SHELF
- CRW1105 • CROCKERY RACK WALL MOUNTED - 1105mm - 53 LARGE PLATES + CUP SHELF
- CRW2806 • CROCKERY RACK WALL MOUNTED 3 SHELF - 802mm - 76 LARGE PLATES + CUP SHELF
- CRW2105 • CROCKERY RACK WALL MOUNTED 3 SHELF - 1105mm - 106 LARGE PLATES + CUP SHELF



A

Adjustable height



B

STAINLESS STEEL SHELVING

FEATURES

- All stainless steel construction.
- Available in single or double shelf format.
- Standard widths 600, 900 and 1200mm.
- Adjustable height.

ORDER CODES:

- SSW0600 A S/STEEL WALL SHELVING SINGLE 600 x 300mm
- SSW0900 • S/STEEL WALL SHELVING SINGLE 900 x 300mm
- SSW1200 • S/STEEL WALL SHELVING SINGLE 1200 x 300mm

ORDER CODES:

- SSW2600 B S/STEEL WALL SHELVING DOUBLE 600 x 300mm
- SSW2900 • S/STEEL WALL SHELVING DOUBLE 900 x 300mm
- SSW2200 • S/STEEL WALL SHELVING DOUBLE 1200 x 300mm

SHELF - MICROWAVE

FEATURES

- Stainless Steel

SPECIFICATIONS - SMW0001

DIMENSIONS: 572 x 524 x 376mm

WEIGHT: 5,7kg

ORDER CODE:

- SMW0001 SHELF MICROWAVE - S/STEEL



6 TIER MOBILE WORKING TABLE

FEATURES

- Stainless steel tubular frame
- 6 tier stainless steel tray facility
- Dismantled for easy transportation - Easy to assemble
- Suitable for carrying multipots with plinth and drip trays

ORDER CODE:

- WTT0006 WORKING TABLE S/STEEL - MOBILE - 6 TIER
595 x 670 x 1025mm



MOBILE TRAY TROLLEY - 15 SHELVES

FEATURES

- Stainless Steel body
- Easy to clean and operate
- Accommodates GN 1/1 pans and 600 x 400mm baking trays
- Easy to assemble
- 4 Castors (2 lockable)
- Safe and practical

SPECIFICATIONS - MTT0015

DIMENSIONS: 457 x 600 x 1810mm

TRAY SIZE: 400 x 600mm or GN1/1

GROSS WEIGHT: 29.5kg

ORDER CODE:

- MTT0015 MOBILE TRAY TROLLEY S/STEEL - 15 SHELVES



LOCKABLE CASTORS



15 SHELVES



FLATPACKED



ACCOMMODATES FULL GASTRONORM & 600 x 400mm PANS



Global



A



B

TEA TROLLEY STAINLESS STEEL

FEATURES

- Stainless steel tubular frame
- 2,3 or 5 tier stainless steel trays
- Dismantled for easy transportation - Easy to assemble
- Suitable for carrying multipots with plinth and drip trays
- 100mm diameter swivel castor wheels
- Supplied with spanner

ORDER CODES:

TTS0002	A	TEA TROLLEY S/STEEL GLOBAL - 2 SHELF - 910 x 850 x 540mm
TTS0003	•	TEA TROLLEY S/STEEL GLOBAL - 3 SHELF - 910 x 850 x 540mm
TTS0005	B	TEA TROLLEY S/STEEL GLOBAL - 5 SHELF - 1540 x 860 x 540mm



A

Best Choice



B

HEAVY DUTY
STRONGER
CASTER

SILENT
RUNNING

HEAVY DUTY TEA TROLLEY STAINLESS STEEL

FEATURES

- Electro-polished to give a bright finish and sterile qualities
- Dismantled and flat packed for easy transportation and assembly
- High quality stainless steel makes them ideal for most catering requirements
- TTS1002 & TTS1003 - 100mm easy glide, silent running, heavy duty castors mounted to solid steel threaded bush
- Fitted with four non-marking wheels
- Hygienic - easy to clean and sterilize
- 50kg load capacity per shelf
- 905 x 560 x 930mm (length x width x height)

ORDER CODES:

TTS1002	A	TEA TROLLEY S/STEEL HEAVY DUTY - 2 SHELF - 930mm x 905 x 560mm - 20kg
TTS1003	B	TEA TROLLEY S/STEEL HEAVY DUTY - 3 SHELF - 930mm x 905 x 560mm - 25kg



TEA TROLLEY PLASTIC

FEATURES

- Durable plastic
- Light weight
- Soft in motion
- Approx. 30kg load capacity per shelf
- Includes 2 bins
 - (Large) 330 x 240 x 560mm (length x width x height)
 - (Small) 330 x 240 x 170mm (length x width x height)

ORDER CODE:

TTP0001	•	TEA TROLLEY PLASTIC - 3 SHELF - 1030 x 510 x 960mm
---------	---	--

POT RACKS STAINLESS STEEL

FEATURES

- Stainless steel tubular frame
- Dismantled for easy transportation - Easy to assemble
- Supplied with spanner
- 50kg load capacity per shelf

ORDER CODES:

PRS0900	A	POT RACK S/STEEL - SINGLE WALL MOUNTED - 900 x 400 x 400mm
PRD0900	B	POT RACK S/STEEL - DOUBLE WALL MOUNTED - 900 x 400 x 760mm
PRF1200	C	POT RACK S/STEEL - FLOOR STANDING - 1200 x 600 x 1450mm



WORK TABLES

FEATURES

- Table top is stainless steel making it easy to clean and hygienic
- Shelves are made from mild steel that is chrome plated and coated with a lacquer finish
- Each shelf can hold up to 300kg
- Easy to assemble without tools
- Shelf heights can be adjusted to suit your application
- Sturdy construction makes them durable and versatile
- Grid style shelves allow increased air circulation.

ORDER CODES:

WTS0002	A	WORK TABLE S/STEEL - 2 TIER - PLAIN TOP - 1300 x 690 x 870mm
WTS1002	B	WORK TABLE S/STEEL - 2 TIER - SPLASHBACK - 1300 x 690 x 870mm



(EXCLUDES ACCESSORIES)

DISMANTLED FOR EASY TRANSPORTATION



(EXCLUDES ACCESSORIES)



(EXCLUDES ACCESSORIES)

CHROMED SHELVING UNIT

FEATURES

- Shelves are made from mild steel that is chrome plated and coated with a lacquer finish
- Each shelf can hold up to 300kg
- Easy to assemble without tools
- Shelf heights can be adjusted to suit your application
- Sturdy construction makes them durable and versatile
- Grid style shelves allow increased air circulation prolonging the life of the product

ORDER CODES:

- SUC0905 • SHELVING UNIT CHROMED - 4 TIER - 905 x 455 x 1830mm
- SUC1200 • SHELVING UNIT CHROMED - 4 TIER - 1200 x 455 x 1830mm
- SUC1510 • SHELVING UNIT CHROMED - 4 TIER - 1510 x 455 x 1830mm

ORDER CODES:

- SUS0905 • SHELVING UNIT SHELF WITH CLIPS - 905mm
- SUS1200 • SHELVING UNIT SHELF WITH CLIPS - 1200mm
- SUS1510 • SHELVING UNIT SHELF WITH CLIPS - 1510mm

PLEASE NOTE:

Chromed shelving unit is suitable for dry storage only and not suitable for cold storage



(EXCLUDES ACCESSORIES)

PLASTIC SHELVING UNIT



- Maximum holding weight capacity per shelf is 200kg - Total weight capacity for 4 shelves (4 x 200kg) is 800kg per unit
- Innovative, corrosion proof polypropylene design at half the cost of stainless steel
- Fully interlocking design adds to the strength of the shelving unit
- Dishwasher safe
- Easy to clean and long lasting performance
- Easy installation of shelving
- Easy to remove for cleaning
- Adjustable feet for easy levelling

ORDER CODES:

- SUP0910 • PLASTIC SHELVING UNIT - 910 x 530 x 1800mm
- SUP1220 • PLASTIC SHELVING UNIT - 1220 x 455 x 1800mm
- SUP1221 • PLASTIC SHELVING UNIT - 1220 x 530 x 1800mm
- SUP1223 • PLASTIC SHELVING UNIT - 1220 x 610 x 1800mm
- SUP1525 • PLASTIC SHELVING UNIT - 1525 x 530 x 1800mm
- SUP1910 • PLASTIC SHELVING UNIT - 910 x 610 x 1800mm
- SUP2525 • PLASTIC SHELVING UNIT - 1525 x 610 x 1800mm

PLEASE NOTE:

Plastic shelving unit is suitable for cold and dry storage

PLASTIC SHELVING CORNER UNIT

ORDER CODES:

- SUP5220 • PLASTIC SHELVING CORNER UNIT
- 1220 x 530 x 1800mm
- SUP5525 • PLASTIC SHELVING CORNER UNIT
- 1525 x 530 x 1800mm
- SUP5910 • PLASTIC SHELVING CORNER UNIT
- 910 x 530 x 1800mm
- SUP6220 • PLASTIC SHELVING CORNER UNIT
- 1220 x 610 x 1800mm
- SUP6525 • PLASTIC SHELVING CORNER UNIT
- 1525 x 610 x 1800mm
- SUP6910 • PLASTIC SHELVING CORNER UNIT
- 910 x 610 x 1800mm

ORDER CODE:

- XSUP0001 • PLASTIC SHELVING CORNER UNIT - CONNECTOR
(SET OF 2)

PLEASE NOTE:

Four sets are required for each corner unit. (Sets are sold separately)




PLASTIC SHELVING - SPARE SET

ORDER CODES:

- SUP8220 • PLASTIC SHELVING UNIT SPARE SHELVES
- 1220 x 610mm
- SUP8525 • PLASTIC SHELVING UNIT SPARE SHELVES
- 1525 x 610mm
- SUP8910 • PLASTIC SHELVING UNIT SPARE SHELVES
- 910 x 610mm
- SUP9220 • PLASTIC SHELVING UNIT SPARE SHELVES
- 1220 x 530mm
- SUP9525 • PLASTIC SHELVING UNIT SPARE SHELVES
- 1525 x 530mm
- SUP9910 • PLASTIC SHELVING UNIT SPARE SHELVES
- 910 x 530mm

General maximum holding weight capacity = 200kg per shelf



DUNNAGE RACKS

General maximum holding weight capacity = 200kg per shelf

It is recommended to use a dunnage stand on racks DUP2530 & DUP2610 allowing maximum holding weight capacity per shelf up to 400kg

ORDER CODES:

- DUP1530 • PLASTIC DUNNAGE RACK - 530 x 910 x 225mm
- DUP1610 • PLASTIC DUNNAGE RACK - 610 x 910 x 225mm
- DUP2530 • PLASTIC DUNNAGE RACK - 530 x 1220 x 225mm
- DUP2610 • PLASTIC DUNNAGE RACK - 610 x 1220 x 225mm

ORDER CODES:

- XDUP0530 • DUNNAGE STAND FOR DUNNAGE RACK
530 x 1220mm (DUP2530)
- XDUP0610 • DUNNAGE STAND FOR DUNNAGE RACK
610 x 1220mm (DUP2610)





Best Choice



STORAGE CONTAINERS POLYCARBONATE

ORDER CODES:

SCS0002	A	STORAGE CONTAINER SQUARE - 1.5Lt - 180 x 180 x 95mm
SCS0004	B	STORAGE CONTAINER SQUARE - 4Lt - 180 X 180 X 190mm
SCS0006	C	STORAGE CONTAINER SQUARE - 6Lt - 230 x 230 x 190mm
SCS0007	D	STORAGE CONTAINER SQUARE - 7.5Lt - 280 x 280 x 230mm
SCS0010	E	STORAGE CONTAINER SQUARE - 10Lt - 190 x 190 x 210mm
SCS0015	F	STORAGE CONTAINER SQUARE - 15Lt - 190 x 190 x 320mm
SCS0020	G	STORAGE CONTAINER SQUARE - 20Lt - 190 x 190 x 400mm

SCL1001	•	STORAGE CONTAINER SQUARE LID 1.5Lt & 4Lt - GREEN
SCL1002	•	STORAGE CONTAINER SQUARE LID 5Lt & 7Lt - RED
SCL1003	•	STORAGE CONTAINER SQUARE LID 12Lt & 18Lt & 22Lt - BLUE

NOTE: LIDS SOLD SEPARATELY

Best Choice




STORAGE BOXES POLYCARBONATE

ORDER CODES:

SBL0001	A	STORAGE BOX LARGE LID - 660 x 450mm - CLEAR
SBL0090	B	STORAGE BOX LARGE - 660 x 450 x 90mm - CLEAR - 19Lt
SBL0150	C	STORAGE BOX LARGE - 660 x 450 x 150mm - CLEAR - 32Lt
SBL0230	D	STORAGE BOX LARGE - 660 x 450 x 230mm - CLEAR - 47Lt
SBL0380	E	STORAGE BOX LARGE - 660 x 450 x 380mm - CLEAR - 81Lt
SBS0001	F	STORAGE BOX SMALL LID - 450 x 300mm - CLEAR
SBS0090	G	STORAGE BOX SMALL - 450 x 300 x 90mm - CLEAR - 7.5Lt
SBS0150	H	STORAGE BOX SMALL - 450 x 300 x 150mm - CLEAR - 13Lt
SBS0230	I	STORAGE BOX SMALL - 450 x 300 x 230mm - CLEAR - 19Lt

NOTE: LIDS SOLD SEPARATELY

The above storage boxes are also available in colour-coded green, red, blue and yellow - on request only!



STORAGE CONTAINERS POLYPROPELENE

FEATURES

- Lids are tight-fitting.
- Perfect for food storage and portion control, completely stackable, extremely durable and long lasting.
- Dishwasher safe, will not warp.

ORDER CODES:

- | | | |
|---------|---|--|
| SCF1065 | • | STORAGE CONTAINER FULL - 530 x 325 x 65mm -11Lt |
| SCF1100 | • | STORAGE CONTAINER FULL - 530 x 325 x 100mm -17Lt |
| SCF1150 | • | STORAGE CONTAINER FULL - 530 x 325 x 150mm -25Lt |

- | | | |
|---------|---|--|
| SCH1065 | • | STORAGE CONTAINER HALF - 325 x 265 x 65mm - 5.5Lt |
| SCH1100 | • | STORAGE CONTAINER HALF - 325 x 265 x 100mm - 8Lt |
| SCH1150 | • | STORAGE CONTAINER HALF - 325 x 265 x 150mm -12.5Lt |

- | | | |
|---------|---|---|
| SCT1150 | • | STORAGE CONTAINER THIRD - 325 x 176 x 150mm - 8.5Lt |
| SCS1150 | • | STORAGE CONTAINER SIXTH - 176 x 162 x 150mm - 4Lt |

ORDER CODES:

- | | | |
|---------|---|--|
| SCF1001 | • | STORAGE CONTAINER FULL LID (POLYPROP) - BLUE |
| SCF1002 | • | STORAGE CONTAINER FULL LID (POLYPROP) - RED |
| SCF1003 | • | STORAGE CONTAINER FULL LID (POLYPROP) - YELLOW |
| SCF1004 | • | STORAGE CONTAINER FULL LID (POLYPROP) - GREEN |
| SCF1005 | • | STORAGE CONTAINER FULL LID (POLYPROP) - WHITE |
| SCH1001 | • | STORAGE CONTAINER HALF LID (POLYPROP) - BLUE |
| SCH1002 | • | STORAGE CONTAINER HALF LID (POLYPROP) - RED |
| SCH1003 | • | STORAGE CONTAINER HALF LID (POLYPROP) - YELLOW |
| SCH1004 | • | STORAGE CONTAINER HALF LID (POLYPROP) - GREEN |
| SCH1005 | • | STORAGE CONTAINER HALF LID (POLYPROP) - WHITE |

- | | | |
|---------|---|---|
| SCT1001 | • | STORAGE CONTAINER THIRD LID (POLYPROP) - BLUE |
| SCT1002 | • | STORAGE CONTAINER THIRD LID (POLYPROP) - RED |
| SCT1003 | • | STORAGE CONTAINER THIRD LID (POLYPROP) - YELLOW |
| SCT1004 | • | STORAGE CONTAINER THIRD LID (POLYPROP) - GREEN |
| SCT1005 | • | STORAGE CONTAINER THIRD LID (POLYPROP) - WHITE |
| SCS1001 | • | STORAGE CONTAINER SIXTH LID (POLYPROP) - BLUE |
| SCS1002 | • | STORAGE CONTAINER SIXTH LID (POLYPROP) - RED |
| SCS1003 | • | STORAGE CONTAINER SIXTH LID (POLYPROP) - YELLOW |
| SCS1004 | • | STORAGE CONTAINER SIXTH LID (POLYPROP) - GREEN |
| SCS1005 | • | STORAGE CONTAINER SIXTH LID (POLYPROP) - WHITE |

NOTE: LIDS SOLD SEPARATELY

PORTABLE INGREDIENT BIN

ORDER CODE:

- | | | |
|---------|---|---|
| IBP0136 | • | INGREDIENT BIN PORTABLE – 136Lt (WHITE) |
| | | 365 x 740 x 695mm |
| | | - LID SLIDES OPEN FOR EASY ACCESS |
| | | - FITTED WITH NON-MARKING CASTORS |




AVAILABLE IN THESE COLOURS:





MEAT TRAY - SMALL

FEATURES

- Internal dimensions - 440 x 310 x 168mm
- Stack load - 180kg on base tray
- Food safe - virgin material
- Easy to clean and sanitize
- The perfect storage solution
- Colour coded to easily identify contents in keeping with HACCP requirements
- Capacity 22Lt

ORDER CODES:

- MTS0001 • MEAT TRAY PLASTIC - SMALL WHITE
- MTS0002 • MEAT TRAY SMALL - RED
- MTS0003 • MEAT TRAY SMALL - YELLOW
- MTS0004 • MEAT TRAY SMALL - BLUE
- MTS0005 • MEAT TRAY SMALL - GREEN



MEAT TRAY - MEDIUM

FEATURES

- Internal dimensions - 590 x 340 x 200mm
- Stack load - 180kg on base tray
- Food safe - virgin material
- Easy to clean and sanitize
- The perfect storage solution
- Capacity 37Lt

ORDER CODE:

- MTM0001 • MEAT TRAY PLASTIC - MEDIUM



MEAT TRAY - LARGE

FEATURES

- Internal dimensions - 728 x 327 x 235mm
- Stack load - 720kg on base tray
- Food safe - virgin material
- Easy to clean and sanitize
- The perfect storage solution
- Capacity 60Lt

ORDER CODE:

- MTL0001 • MEAT TRAY PLASTIC - LARGE



FISH CRATE - LARGE

FEATURES

- Internal dimensions - 638 x 386 x 227mm
- Food safe - virgin material
- Easy to clean and sanitize
- Capacity 58Lt
- External drainage system
- Stacks and nests

ORDER CODE:

- FCL0001 • FISH CRATE PLASTIC - LARGE

GLASS CRATES

They're fully stackable glass crates (holds 30 glasses)- the bee's knees of glass storage crates - and make perfect crates for transporting glasses to and from functions.

ORDER CODES:

- | | | |
|---------|---|--|
| GCS0030 | • | GLASS CRATE SMALL - 30 GLASSES - RED
490 x 410 x 140mm |
| GCL0030 | • | GLASS CRATE LARGE - 30 GLASSES - BLUE
475 x 400 x 205mm |



STORAGE CONTAINER LARGE WITH LID -PLASTIC

FEATURES

- Internal dimensions - 550 x 350 x 185mm
- Stack load - 160kg on base tray
- Capacity 35Lt
- Food safe - virgin material

ORDER CODE:

- | | | |
|---------|---|---|
| SCL0002 | • | STORAGE CONTAINER LARGE WITH LID - PLASTIC
600 x 400 x 195mm |
|---------|---|---|



INGREDIENT BIN

FEATURES

- Diameter: 435mm
- Height 454mm
- Ideal for storing ingredients
- Stack perfectly for easy storage
- Capacity 43Lt
- Food safe - virgin material

ORDER CODE:

- | | | |
|---------|---|-----------------------|
| IBP0043 | • | INGREDIENT BIN - 43Lt |
|---------|---|-----------------------|




MULTIPURPOSE PLASTIC TRAY & STORAGE CONTAINER

FEATURES

- Food safe - virgin material

ORDER CODES:

- | | | |
|---------|---|--|
| MPT0001 | A | MULTIPURPOSE PLASTIC TRAY - 540 x 435 x 70mm |
| SCJ0001 | B | STORAGE CONTAINER - LARGE - 545 x 345 x 280mm - 52Lt |



FREEZER CRATE - VENTED

FEATURES

- Internal dimensions - 550 x 347 x 160mm
- Stack load - 150kg on base tray
- Food safe - virgin material
- Easy to clean and sanitize
- The perfect storage solution
- Ideal for washing down vegetables on receiving
- Capacity 33Lt

ORDER CODE:

- | | | |
|---------|---|--|
| FCV0001 | • | FREEZER CRATE PLASTIC - VENTED - 600 x 400 x 188mm |
|---------|---|--|



Global

A



B



INGREDIENT BIN HEAVY DUTY

FEATURES

- IBP0085 Food safe - virgin material

ORDER CODES:

DESCRIPTION OF MEASUREMENTS - DIAMETER X HEIGHT

- | | | |
|---------|---|--|
| IBP0085 | A | INGREDIENT BIN 85Lt (WHITE) - 450 x 630mm - INCLUDES LID |
| IBP0001 | B | INGREDIENT BIN MOBILE DOLLEY (METAL) |



CUTLERY SAVER

FEATURES

- Made from durable ABS High Impact Plastic
- UV resistant to withstand exposure to sunlight
- Chemical Resistant, not affected by detergents
- Unique, patented design
- Magnets contained in moisture-proof cells, prevents bacteria growth
- Use only with 18/8 or magnetic steels

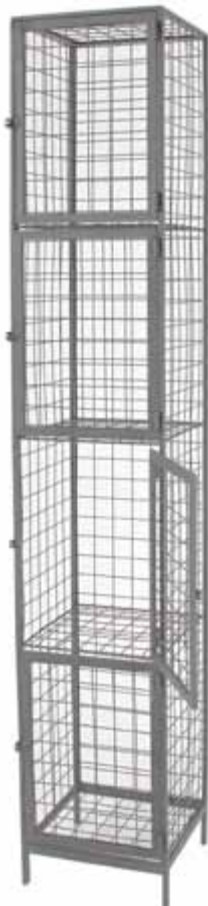
ORDER CODES:

- | | | |
|---------|---|--------------------------------------|
| CTS0001 | • | CUTLERY SAVER - FOR IBP0085/ IBP1085 |
|---------|---|--------------------------------------|

Global

NEW arrival

A



WIRE LOCKERS

FEATURES

- Ideal for use in shopping centres, factory and restaurant change rooms, etc.
- Four compartment unit ideal for hand bags & shoes
- Double compartment ideal for hanging clothes
- Tube section construction is both robust and visually appealing
- Strong bullet type hinges fitted to doors
- 3mm diameter wire mesh is thicker and stronger than competitor units.
- Overall size 335(W) x 330(D) x 1900(H)
- Overall weight 12Kg.

SPECIFICATIONS

- Mild steel tube section construction with welded mesh.
- Available in four compartment (model LGW0004) or double compartment (model LGW0002)
- Epoxy powder coated finish
- Secure 3mm diameter wire, mesh with 47mm aperture
- Square mesh pattern
- Padlock able doors

ORDER CODES:

- | | | |
|---------|---|-----------------------------|
| LGW0002 | • | LOCKER GLOBAL WIRE - 2 DOOR |
| LGW0004 | A | LOCKER GLOBAL WIRE - 4 DOOR |



FOLD'N GO CART

FOLD 'N GO CART

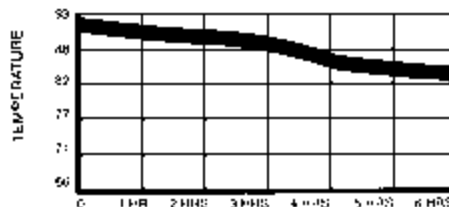
- Cart folds and unfolds in a single, quick, and easy motion
- Ships fully assembled, no tools required
- Durable construction; solid aluminium legs and lock-tight bolts
- Cart holds up to 160 kgs (approximately 52 kgs per shelf)
- Sturdy polyethylene shelves have molded-in solid aluminium rods
- Top shelf has ergonomically shaped easy-grip handles at both ends
- Use for room service, dessert trays ,or table service, perfect for crowded kitchens and hallways or off-site catering
- 4" Heavy-duty non-marking swivel casters with molded-in metal reinforcement plates are permanently staked to legs for long life
- BPA free

ORDER CODE:

- FCG0001 • FOLD N GO CART - LARGE (BLACK) - 520 x 1016 x 908mm



Beverage Servers (shown in °C)



All results are an average taken from tests conducted by the Food and Hospitality School of the College of DuPage, IL.

BEVERAGE SERVERS INSULATED

INSULATED BEVERAGE SERVERS

- Features spring action tap for dripless service
- Stackable for easy storage and convenient transporting
- Sure latch wide design has 3 times the latch area of other beverage servers for a secure seal
- Improved lid design and O-Ring seal eliminates leaks during transport; convenient pop up vent included
- Beverage servers are filled with extra thick foam insulation for maximum temperature retention
- Spare clip tapes & O-rings available

ORDER CODES:

- BSI0009 A BEVERAGE SERVER INSULATED - 9.4L - BROWN - 266 x 431 x 469mm - 5.9kg
- BSI9009 • BEVERAGE SERVER INSULATED - 9.4L - SLATE - 266 x 431 x 469mm - 5.9kg
- BSI0019 B BEVERAGE SERVER INSULATED - 19L - BROWN - 266 x 430 x 654mm - 9.07kg
- BSI1019 • BEVERAGE SERVER INSULATED - 19L - BLACK - 266 x 430 x 654mm - 9.07kg
- BSI9019 • BEVERAGE SERVER INSULATED - 19L - SLATE - 266 x 430 x 654mm - 9.07kg
- BSI0038 C BEVERAGE SERVER INSULATED - 38L - BROWN - 416 x 524 x 678mm - 13.8kg
- BSI9038 • BEVERAGE SERVER INSULATED - 38L - SLATE - 416 x 524 x 678mm - 13.8kg



DISH DOLLEYS

- The adjustable dividers allow the dolly to hold a wide range of plate and platter sizes eliminating the need for individually sized dollies
- 254mm wheels on one end makes moving a loaded cart easy
- Polyethylene dividers and walls help prevent dish edge chipping
- Two-handed access to all plates reduces breakage
- Vinyl Cover included for sanitary storage of dishes



DISH DOLLY

ORDER CODES:

ODS0004	A	OPTIMISER DISH DOLLY (SMALL) - 4 DIVISION - BLACK
		749 x 1016 x 749mm - 29.4kg
ODD0004	B	OPTIMIZER DISH DOLLY - 4 DIVISION (BLACK)
		711 x 1092 x 805mm - 42.1kg
ODD0006	C	OPTIMIZER DISH DOLLY - 6 DIVISION (BLACK)
		711 x 1092 x 805mm - 43.6kg

OPTIMISER™ ADJUSTABLE DISH DOLLY GUIDE

ODS0004 Layout for 14cm plates - with 4 extra dividers	ODS0004 Layout for 16.5cm plates - with 4 extra dividers	ODS0004 Layout for 19cm plates	
ODS0004 Layout for 23cm plates	ODS0004 Layout for 28cm plates	ODS0004 Layout for 30.5cm plates	
ODD0006 Layout for 30.5cm by 23cm to 24cm by 18.5cm platters, 14cm to 20cm plates and 14cm to 30.5cm plates	ODD0006 Layout for 25.5cm by 37cm trays and 19cm plates and 25.5cm plates	ODD0006 Layout for 30.5cm by 23.5cm to 24cm by 18.5cm platters	ODD0004 Layout for 29cm to 32cm plates and 34cm by 26.5cm platters
ODD0004 Layout for 25cm to 28.5cm plates	ODD0006 Layout for 21cm to 24.5cm plates	ODD0006 Layout for 20cm to 21cm plates	ODD0006 Layout with 2 Additional Dividers for 14cm to 20cm plates

CARLISLE BUSSING & TRANSPORT CART

FEATURES

- Use for bussing, room service or front of house
- Durable construction, 136kg load capacity
- Textured shelves for better grip and to minimize scratches
- 102mm heavy duty swivel castors
- Bussing cart supplied with waste bin and silverware bin

ORDER CODES:

- | | | |
|---------|---|--|
| TRC3001 | • | BUSSING & TRANSPORT CART (COMPLETE) - SMALL - 965 x 457 x 920mm - 20kg |
| TRC3000 | • | BUSSING & TRANSPORT CART(BLACK) LARGE - 952 x 584 x 1066mm - 31.3kg |

Best Choice

CARLISLE
FOODSERVICE PRODUCTS



Accessories not included



BUSSING

Silverware bin

Waste bin

Accessories not included





A



B

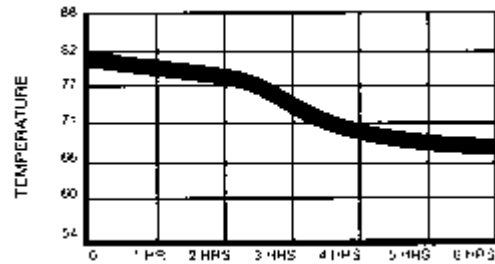


C



INSULATED FOOD SERVERS

Food Pan Carriers (shown in °C)



All results are an average taken from tests conducted by the Food and Hospitality School of the College of DuPage, IL

INSULATED FOOD SERVERS

- Accommodates all third, half and full size standard food pans
- Insulated to maintain correct serving temperatures
- Stackable for easy storage and convenient transporting
- Double end loader allows hot and cold food to be stored in two separate compartments on wheels for ease of movement
- Spare hinges available

ORDER CODES:

FSI0150	A	FOOD SERVER TOP LOADER -1 50mm - BROWN - 443 x 647 x 290mm - 9.3kg
FSI1150	A	FOOD SERVER TOP LOADER - 150mm - BLACK - 443 x 647 x 290mm - 9.3kg
FSI0200	A	FOOD SERVER TOP LOADER - 200mm - BLACK - 443 x 647 x 331mm - 9.9kg
FSI1200	A	FOOD SERVER TOP LOADER - 200mm - BROWN - 443 x 647 x 331mm - 9.9kg
FSI0001	B	FOOD SERVER INSULATED - SINGLE - BROWN - 479 x 641 x 676mm - 9.0kg
FSI1001	B	FOOD SERVER INSULATED - SINGLE - BLACK - 479 x 641 x 676mm - 9.0kg
FSI0002	C	FOOD SERVER FRONT LOADER - DOUBLE - BROWN - 431 x 622 x 1263mm - 33.1kg
FSI0004	C	FOOD SERVER FRONT LOADER - DOUBLE - BLACK - 431 x 622 x 1263mm - 33.1kg
DUC0001	•	DOLLEY FOR FSI0001/1001 (BLACK)

EACH FRONT LOADER COMPARTMENT HOLDS ONE OF THE FOLLOWING FOOD PAN COMBINATIONS AVAILABLE

- 5 x INF4065
- 3 x INF4100 + 2 x INF4065
- 2 x INF4150 + 1 x INF4065
- 1 x INF4150 + 1 x INF4100 + 2 x INF4065
- 1 x INF4150 + 2 x INF4100
- 4 x INF4065 + 1 x INF4100
- 2 x INF4065 + 2 x INF4100
- 3 x INF4065 + 1 x INF4150

Any full size insert can be replaced with 2 half inserts or 3 third inserts.

PORTABLE ICE CADDY

PORTABLE ICE CADDY

- Extra thick foam insulation to maintain cold temperatures
- Rounded corners and removable lids for easy cleaning
- New nylon clips secure lid to caddy with stainless steel hinges prevent rusting
- 2 Rigid castors and 2 swivel castors (one with brakes)
- Perfect for functions, conferences, etc
- Dimensions with casters and handle - 565 x 711 x 730mm
- Weight - 22.2kg

ORDER CODE:

ICP0057 • ICE CADDY PORTABLE - 57kg - BLACK



CARLISLE MAXIMISER PORTABLE BAR

CARLISLE MAXIMISER PORTABLE BAR

- Comes fully assembled with no tool required
- Sturdy 130mm non-marking swivel casters with locking brake on each end
- ± 30Lt ice bin features an integrated drain and water tap
- Each portable bar comes with the cutting board, lid for ice well, stainless steel store and pour shelf

ORDER CODES:

MPB0001 • MAXIMIZER PORTABLE BAR - CHERRY WOOD
CHERRY WOOD - 1420 x 670 x 1230mm - 72.5kg

MPB0002 • MAXIMIZER PORTABLE BAR - S/STEEL
S/STEEL - 1420 x 670 x 1230mm - 72.5kg



Accessories not included



INFINITI

- 0.8mm STAINLESS STEEL INSERTS
- 0.8mm THICK STAINLESS STEEL
- HEAVY DUTY
- AMERICAN STYLE
- ROUNDED EDGES
- ANTI-JAM SYSTEM
- REINFORCED CORNERS
- HEAVY DUTY - FOR LIGHT DUTY USE 0.6mm
- LIDS ARE INTERCHANGEABLE WITH 0.6mm



REINFORCED CORNERS



GUARANTEED NOT TO JAM WITH ANTI - JAMMING DESIGN



INSERT - 0.8mm

ORDER CODES:

DESCRIPTION OF MEASUREMENTS - FULL - 530 x 325mm

- INF2055 • INSERT S/STEEL-FULL 55mm (I)
- INF2065 • INSERT S/STEEL-FULL 65mm (I)
- INF2100 • INSERT S/STEEL-FULL 100mm (I)
- INF2150 • INSERT S/STEEL-FULL 150mm (I)

- INF2001 • INSERT S/STEEL-FULL LID (I)
- INF3265 • INSERT S/STEEL - DOUBLE FULL 65mm (2/1)



INSERT - 0.8mm

ORDER CODES:

DESCRIPTION OF MEASUREMENTS - FULL - 530 x 325mm

- INF3055 • INSERT S/STEEL-FULL 55mm PERFORATED (I)
- INF3065 • INSERT S/STEEL-FULL 65mm PERFORATED (I)
- INF3100 • INSERT S/STEEL-FULL 100mm PERFORATED (I)
- INF2265 • INSERT S/STEEL-FULL 65mm 2 DIVISION (I)



HALF INSERT - 0.8mm

ORDER CODES:

DESCRIPTION OF MEASUREMENTS - HALF - 325 x 265mm

- INH2065 • INSERT S/STEEL-HALF 65mm (I)
- INH2100 • INSERT S/STEEL-HALF 100mm (I)
- INH2150 • INSERT S/STEEL-HALF 150mm (I)
- INH2001 • INSERT S/STEEL-HALF LID (I)

THIRD INSERT - 0.8mm**ORDER CODES:***DESCRIPTION OF MEASUREMENTS - THIRD - 325 x 176mm*

- INT2100 • INSERT S/STEEL-THIRD 100mm (I)
- INT2150 • INSERT S/STEEL-THIRD 150mm (I)
- INT2065 • INSERT S/STEEL-THIRD 65mm (I)
- INT2001 • INSERT S/STEEL-THIRD LID (I)

**QUARTER INSERT - 0.8mm****Best Choice****ORDER CODES:***DESCRIPTION OF MEASUREMENTS - QUARTER - 265 x 162mm*

- INQ2065 • INSERT S/STEEL-QUARTER 65mm (I)
- INQ2100 • INSERT S/STEEL-QUARTER 100mm (I)
- INQ2150 • INSERT S/STEEL-QUARTER 150mm (I)
- INQ2001 • INSERT S/STEEL-QUARTER LID (I)

**SIXTH INSERT - 0.8mm****ORDER CODES:***DESCRIPTION OF MEASUREMENTS - SIXTH - 176 x 162mm*

- INS2065 • INSERT S/STEEL-SIXTH 65mm (I)
- INS2100 • INSERT S/STEEL-SIXTH 100mm (I)
- INS2150 • INSERT S/STEEL SIXTH 150mm
- INS2001 • INSERT S/STEEL-SIXTH LID (I)

**NINTH INSERT - 0.8mm****ORDER CODES:***DESCRIPTION OF MEASUREMENTS - NINTH - 176 x 108mm*

- INN2100 • INSERT S/STEEL-NINTH 100mm (I)
- INN2001 • INSERT S/STEEL-NINTH LID (I)





GLOBAL

- 0.6mm STAINLESS STEEL INSERTS
- 0.6mm THICK STAINLESS STEEL
- AMERICAN STYLE
- ROUNDED EDGES
- ANTI-JAM SYSTEM
- LIGHT DUTY - FOR HEAVY DUTY USE 0.8mm
- LIDS ARE INTERCHANGEABLE WITH 0.8mm



REINFORCED CORNERS



GUARANTEED NOT TO JAM WITH ANTI - JAMMING DESIGN



FULL INSERT 0.6mm

ORDER CODES:

DESCRIPTION OF MEASUREMENTS - FULL - 530 x 325mm

- INF9065 • INSERT S/STEEL (VALUE) - FULL 65mm (I)
- INF9165 • INSERT S/STEEL (VALUE) - FULL 65mm (I) PERF
- INF9100 • INSERT S/STEEL (VALUE) - FULL 100mm (I)
- INF9150 • INSERT S/STEEL (VALUE) - FULL 150mm (I)
- INF9001 • INSERT S/STEEL (VALUE) - FULL LID (I)



HALF INSERTS 0.6mm

ORDER CODES:

DESCRIPTION OF MEASUREMENTS - HALF - 325 x 265mm

- INH9065 • INSERT S/STEEL (VALUE) - HALF 65mm (I)
- INH9100 • INSERT S/STEEL (VALUE) - HALF 100mm (I)
- INH9150 • INSERT S/STEEL (VALUE) - HALF 150mm (I)
- INH9001 • INSERT S/STEEL (VALUE) - HALF LID (I)



THIRD INSERTS 0.6mm

ORDER CODES:

DESCRIPTION OF MEASUREMENTS - THIRD - 325 x 176mm

- INT9100 • INSERT S/STEEL (VALUE) - THIRD 100mm (I)
- INT9150 • INSERT S/STEEL (VALUE) - THIRD 150mm (I)
- INT9001 • INSERT S/STEEL (VALUE) - THIRD LID (I)

QUARTER INSERTS - 0.6mm**ORDER CODES:***DESCRIPTION OF MEASUREMENTS - QUARTER - 265 x 162mm*

- INQ9100 • INSERT S/STEEL (VALUE) - QUARTER 100mm (I)
- INQ9150 • INSERT S/STEEL (VALUE) - QUARTER 150mm (I)
- INQ9001 • INSERT S/STEEL (VALUE) - QUARTER LID (I)

**SIXTH INSERTS - 0.6mm****ORDER CODES:***DESCRIPTION OF MEASUREMENTS - SIXTH - 176 x 162mm*

- INS9065 • INSERT S/STEEL (VALUE) - SIXTH 65mm (I)
- INS9100 • INSERT S/STEEL (VALUE) - SIXTH 100mm (I)
- INS9150 • INSERT S/STEEL (VALUE) - SIXTH 150mm (I)
- INS9001 • INSERT S/STEEL (VALUE) - SIXTH LID (I)

**NINTH INSERTS - 0.6mm****ORDER CODES:***DESCRIPTION OF MEASUREMENTS - NINTH - 176 x 108mm*


- INN9100 • INSERT S/STEEL (VALUE) - NINTH 100mm (I)
- INN9001 • INSERT S/STEEL (VALUE) - NINTH LID (I)

**DRAIN SHELF****NEW**arrival**SPECIFICATIONS:**

- Made of 201 Stainless Steel and 0.8mm thickness
- Improve product safety through reduced handling
- Liquids drain directly into the food pan below for easy disposal
- Ideal for prepped produce, storing seafood on ice and defrosting meats
- Elevates food above pan bottom: For draining or maintaining foods that should not sit in liquids or juices

ORDER CODES:

- DSS0001 • DRAIN SHELF S/STEEL-GN 1/1



GASTRONORM INSERT FLEXSIL LIDS

- The Flexsil-Lid is an environmentally friendly and re-useable lid suitable for standard shape gastronorm pans.
- The Flexsil-Lid is easy to use and seals its contents securely.
- It is compact, easy to clean, and best of all will minimise waste and costs.



GASTRONORM INSERT FLEXSIL LIDS

FEATURES

- Oven and Microwave Safe (Withstands temperatures from - 40°C to +220°C)
- Strong and secure to transport food without spillage
- Dishwasher safe
- Stackable
- Easy labelling with whiteboard marker
- Available in 6 different sizes
- Air tight to maintain freshness
- No more wastage of food
- No more foil or plastic wrap needed
- Quick and easy to use



ORDER CODES:

- | | | |
|---------|---|---|
| IFL0001 | • | INSERT FLEXI LID - GASTRONORM 1/1 (530 x 325mm) |
| IFL0002 | • | INSERT FLEXI LID - GASTRONORM 1/2 (325 x 265mm) |
| IFL0003 | • | INSERT FLEXI LID - GASTRONORM 1/3 (325 x 176mm) |
| IFL0004 | • | INSERT FLEXI LID - GASTRONORM 1/4 (265 x 163mm) |
| IFL0006 | • | INSERT FLEXI LID - GASTRONORM 1/6 (176 x 162mm) |
| IFL0009 | • | INSERT FLEXI LID - GASTRONORM 1/9 (108 x 176mm) |




CARLISLE
 FOODSERVICE PRODUCTS

HIGH HEAT INSERTS & LIDS

HIGH HEAT INSERTS

- Withstands temperatures from -40°C to +190°C
- Not suitable for direct heat
- Single container solution for:
 - - Cold storage
 - - Blast freezing
 - - Microwave pre-heat / cooking
 - - Steam table applications
- Dishwasher safe
- Cook and store
- BPA Free

ORDER CODES:

DESCRIPTION OF MEASUREMENTS - FULL - 530 x 325mm

- | | | |
|---------|---|--|
| INF8065 | • | INSERT - FULL 65mm HIGH HEAT (AMBER) - 7.2Lt |
| INF0365 | • | INSERT - FULL 65mm HIGH HEAT BLACK - 7.2Lt |
| INF8100 | • | INSERT - FULL 100mm HIGH HEAT (AMBER) - 12Lt |
| INF0300 | • | INSERT - FULL 100mm HIGH HEAT BLACK - 12Lt |
| INF8002 | • | INSERT - FULL LID NOTCHED HIGH HEAT(AMBER) |

ORDER CODES:

DESCRIPTION OF MEASUREMENTS - HALF - 530 x 265mm

- | | | |
|---------|---|---|
| INH8065 | • | INSERT - HALF 65mm HIGH HEAT (AMBER) - 3.4Lt |
| INH0365 | • | INSERT - HALF 65mm HIGH HEAT BLACK - 3.4Lt |
| INH8100 | • | INSERT - HALF 100mm HIGH HEAT (AMBER) - 5.3Lt |
| INH0300 | • | INSERT - HALF 100mm HIGH HEAT BLACK - 5.3Lt |
| INH8002 | • | INSERT - HALF LID NOTCHED HIGH HEAT (AMBER) |
| INH8003 | • | INSERT - HALF DRAIN HIGH HEAT (AMBER) |

ORDER CODES:

DESCRIPTION OF MEASUREMENTS - THIRD - 325 x 176mm

- | | | |
|---------|---|---|
| INT8065 | • | INSERT - THIRD 65mm HIGH HEAT - (AMBER) - 2.7Lt |
| INT0365 | • | INSERT -THIRD 65mm HIGH HEAT (BLACK) - 2.7Lt |
| INT8100 | • | INSERT - THIRD 100mm HIGH HEAT (AMBER) - 4.8Lt |
| INT0300 | • | INSERT - THIRD 100mm HIGH HEAT (BLACK) - 4.8Lt |
| INT8002 | • | INSERT - THIRD LID NOTCHED HIGH HEAT (AMBER) |



POLYCARBONATE TOP NOTCH® FOOD PANS

- Standard gastronorm and bain marie sizes. Withstands temperatures from -22°C to 100°C
- Polycarbonate food pans can withstand tough use and resist food acids and oils
- Not suitable for use with steam
- Optional solid or notched lids and drain shelves
- Snap-on lids provide superior leak resistance
- Dishwasher safe
- Clear pans are ideal for storage and transportation
- Black pans are very effective for merchandising and displaying food



FOOD PANS FULL

ORDER CODES:

DESCRIPTION OF MEASUREMENTS - FULL - 530 x 325mm

- INF4065 • INSERT - FULL 65mm POLYCARB (CLEAR) - 7.2Lt
- INF5065 • INSERT - FULL 65mm POLYCARB (BLACK) - 7.2Lt
- INF4100 • INSERT - FULL 100mm POLYCARB (CLEAR) - 12Lt
- INF5100 • INSERT - FULL 100mm POLYCARB (BLACK) - 12Lt
- INF4150 • INSERT - FULL 150mm POLYCARB (CLEAR) - 18Lt
- INF4200 • INSERT - FULL 200mm POLYCARB (CLEAR) - 25Lt



FOOD PANS HALF

ORDER CODES:

DESCRIPTION OF MEASUREMENTS - HALF - 325 x 265mm

- INH4065 • INSERT - HALF 65mm POLYCARB (CLEAR) - 3.4Lt
- INH5065 • INSERT - HALF 65mm POLYCARB (BLACK) - 3.4Lt
- INH4100 • INSERT - HALF 100mm POLYCARB (CLEAR) - 5.3Lt
- INH5100 • INSERT - HALF 100mm POLYCARB (BLACK) - 5.3Lt
- INH4150 • INSERT - HALF 150mm POLYCARB (CLEAR) - 8.2Lt
- INH5150 • INSERT - HALF 150mm POLYCARB (BLACK) - 8.2Lt



FOOD PANS THIRD

ORDER CODES:

DESCRIPTION OF MEASUREMENTS - THIRD - 325 x 176mm

- INT4150 • INSERT - THIRD 150mm POLYCARB (CLEAR) - 5.4Lt
- INT5100 • INSERT - THIRD 100mm POLYCARB (BLACK) - 3.6Lt
- INT5101 • INSERT - THIRD 100mm POLYCARB (CLEAR) - 3.6Lt
- INT5063 • INSERT - THIRD 65mm POLYCARB (CLEAR) - 2.2Lt



FOOD PANS SIXTH

ORDER CODES:

DESCRIPTION OF MEASUREMENTS - SIXTH - 176 x 162mm

- INS5100 • INSERT - SIXTH 100mm POLYCARB (BLACK) - 1.6Lt
- INS5150 • INSERT - SIXTH 150mm POLYCARB (BLACK) - 2.4Lt
- INS4150 • INSERT - SIXTH 150mm POLYCARB (CLEAR) - 2.4Lt
- INS4100 • INSERT - SIXTH 100mm POLYCARB (CLEAR) - 1.6Lt



FOOD PAN NINTH

ORDER CODE:

DESCRIPTION OF MEASUREMENTS - NINTH - 176 x 108mm

- INN5100 • INSERT - NINTH 100mm POLYCARB (BLACK) - 1Lt

SOLID LIDS

ORDER CODES:

- INF4001 • INSERT - FULL LID SOLID POLYCARB (CLEAR)
- INH4001 • INSERT - HALF LID SOLID PC (CLEAR)
- INT4001 • INSERT - THIRD LID SOLID PC (CLEAR)
- INS4001 • INSERT - SIXTH LID SOLID PC (CLEAR)
- INN4001 • INSERT - NINTH LID SOLID (CLEAR)
- INF4005 • INSERT - FULL DOME LID SOLID (NO HEAT)
- INH4005 • INSERT - HALF DOME LID SOLID (NO HEAT)

TEMPERATURE RANGE: -22°C TO 100°C - DO NOT EXPOSE TO HIGH TEMPERATURE STEAM



NOTCHED LIDS

ORDER CODES:

- NF4002 • INSERT - FULL LID NOTCHED POLYCARB (CLEAR)
- INH4002 A INSERT - HALF LID NOTCHED PC
- INT4002 • INSERT - THIRD LID NOTCHED PC (CLEAR)
- INS4002 • INSERT - SIXTH LID NOTCHED PC (CLEAR)
- INH4006 B INSERT - HALF DOME LID NOTCHED (CLEAR)

TEMPERATURE RANGE: -22°C TO 100°C - DO NOT EXPOSE TO HIGH TEMPERATURE STEAM



SNAP-ON LIDS

ORDER CODES:

- INF4004 • INSERT - FULL LID SNAP ON (BLUE)
- INH4004 • INSERT - HALF LID SNAP ON (BLUE)
- INT4004 • INSERT - THIRD LID SNAP ON (BLUE)
- INS4004 • INSERT - SIXTH LID SNAP ON (BLUE)
- INN4004 • INSERT - NINTH LID SNAP ON (BLUE)

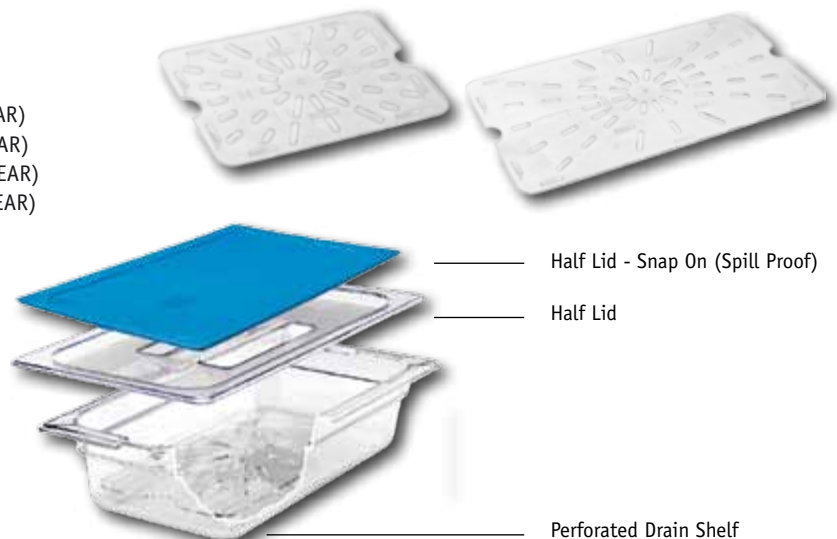


PERFORATED DRAIN SHELVES

ORDER CODES:

- INF4003 • INSERT - FULL DRAIN SHELF PC (CLEAR)
- INH4003 • INSERT - HALF DRAIN SHELF PC (CLEAR)
- INT4103 • INSERT - THIRD DRAIN SHELF PC (CLEAR)
- INS4106 • INSERT - SIXTH DRAIN SHELF PC (CLEAR)

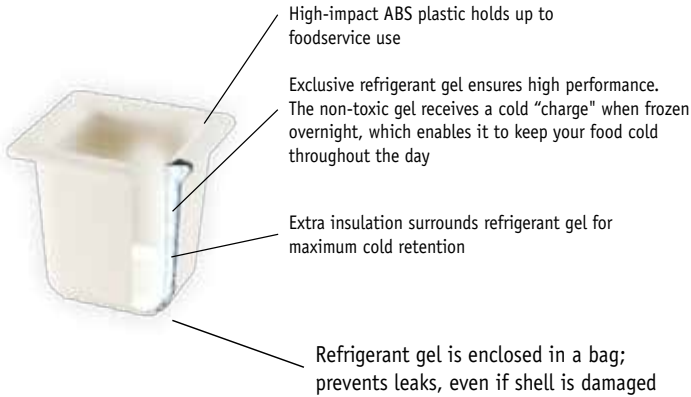
TEMPERATURE RANGE: -22°C TO 100°C - DO NOT EXPOSE TO HIGH TEMPERATURE STEAM





THINKING COLD-CHAIN?... THINK COLDMASTER!

INSIDE THE COLDMASTER® SOLUTION:



THE COLDMASTER® STORY

The exclusive, patented Coldmaster® system eliminates the inconvenience and mess of ice, as well as reduces the potential for bacteria.

COLDMASTER® PRODUCTS EXCEED HEALTH DEPARTMENT REQUIREMENTS

With one overnight charge in your freezer (Minimum 8 hrs), each Coldmaster® keeps food at or below the SERVSAFE® guidelines of 5°C for the entire length of its cold-retention period.

COLDMASTER® PRODUCTS MEET FDA STANDARDS

All Coldmaster® products are filled with an exclusive non-toxic refrigerant gel. They are dishwasher safe and constructed of high-impact ABS plastic; designed to hold up under tough foodservice use.



ORDER CODES:

CMF2150	A	COLDMASTER - HALF SIZE FOOD PAN
CMH3150	B	COLDMASTER - FULL SIZE FOOD PAN
CMI3001	C	COLDMASTER ICE CREAM SERVER
CMT2150	D	COLDMASTER - 3RD SIZE FOOD PAN
CMS2150	E	COLDMASTER - SIXTH SIZE FOOD PAN
CMS3150	F	COLDMASTER - SIXTH SIZE FOOD PAN
-	G	AVAILABLE ON REQUEST



COLDMASTER® LID FOR ICE CREAM SERVER

ORDER CODE:

CMI0001 • COLDMASTER LID FOR ICE CREAM SERVER-CLEAR

COLDMASTER® ICE CREAM SHROUD**ORDER CODE:**

- CMI0002 • COLDMASTER ICE CREAM SHROUD

**COLDMASTER® ICE CREAM SERVER****ORDER CODES:**

- CMI2001 • COLDMASTER ICE CREAM SERVER - 11.5Lt - WHITE
- CMI3001 • COLDMASTER ICE CREAM SERVER - 11.5Lt - BLACK

**COLDMASTER® FULL SIZE FOOD PAN****ORDER CODES:**

- CMF2150 • COLDMASTER - FULL SIZE FOOD PAN - 152mm - 14.2Lt - WHITE
- CMF3150 • COLDMASTER - FULL SIZE FOOD PAN - 152mm - 14.2Lt - BLACK
- CMF4150 • COLDMASTER - FULL SIZE FOOD PAN - 152mm - LID

**COLDMASTER® HALF SIZE FOOD PAN****ORDER CODES:**

- CMH2150 • COLDMASTER - HALF SIZE FOOD PAN - 152mm - 5.4Lt - WHITE
- CMH3150 • COLDMASTER - HALF SIZE FOOD PAN - 152mm - BLACK - 5.4Lt
- CMH4150 • COLDMASTER - HALF SIZE FOOD PAN - 152mm - LID

**COLDMASTER® THIRD SIZE FOOD PAN****ORDER CODES:**

- CMT2150 • COLDMASTER - 3RD SIZE FOOD PAN - 152mm - WHITE - 3.78Lt
- CMT3150 • COLDMASTER - THIRD SIZE FOOD PAN - 152mm - BLACK - 3.78 Lt
- CMT4150 • COLDMASTER - LID - 152mm

**COLDMASTER® SIXTH SIZE FOOD PAN****ORDER CODES:**

- CMS2150 • COLDMASTER - SIXTH SIZE FOOD PAN - 152mm - 1.5Lt - WHITE
- CMS3150 • COLDMASTER - SIXTH SIZE FOOD PAN - 152mm - 1.5Lt -BLACK
- CMS4150 • COLDMASTER- SIXTH SIZE FOOD PAN-LID





POLY PELLETT

FEATURES

- 2 year warranty against chipping and cracking
- Holds temperature above 65°C for up to 90min
- Solid resin base - No leakages

ORDER CODE:

- PIB0230 • POLYPELLET INSULATED BASE
- GREY - 230mm



DINEX INSULATED PITCHER

FEATURES

- Perfect for table dining or patient bedside
- 1 Litre and 1/2 Litre sizes
- Superior foam insulation maintains hot and cold beverages for up to 2 hours
- Each server comes with an easy snap on lid with top pour spout and closure tab

ORDER CODES:

- DIP1150 • DINEX INSULATED PITCHER 500ml
MIDNIGHT BLUE
- DIP1151 • DINEX INSULATED PITCHER 1LT
MIDNIGHT BLUE
- DIP1156 • DINEX INSULATED PITCHER
REPLACEMENT LID - BLUE
- DIP1157 • DINEX INSULATED PITCHER
REPLACEMENT LID - BLACK
- DIP1160 • DINEX INSULATED PITCHER 500ml
BLACK
- DIP1161 • DINEX INSULATED PITCHER 1lt BLACK



SMARTHERM

FEATURES

- Heat on demand
- Base activation in 14 secs
- 220V - Single phase
- Light weight and compact - 10.5kg
- Bases can be reactivated any number of times, within any time frame "No need to wait!"
- Bases are stackable after heat activation
- Sealed units - moisture tight

ORDER CODES:

- IHD0002 • INDUCTION HEATER - DINEX - SMART
THERM 2 - 240V
- IHD0230 • INDUCTION HEATER - DINEX - SMART
THERM 2 - BASE - 230mm - MIDNIGHT BLUE



DINEX RANGE



TURNBURY® LINE FROM DINEX® BY CARLISLE

- Guaranteed hot food
- Dishwasher safe up to 82°C
- Durable construction - polypropylene
- Superior Heat Retention
- Double wall construction - ozone friendly urethane foam insulation
- Disposable lids - hygienic and safe
- Holds temperature above 65°C for 45min
- Unique drip ring for removal of condensation
- Ideal for hospital, old age homes and clinics



A2 - Classic

A1 - Turnbury

ORDER CODES:

DTD0001	A1	DINEX TURNBURY INSULATED DOME COVER - 230mm- MIDNIGHT BLUE
DCD0001	A2	INSULATED DOME COVER - DINEX - CLASSIC - 230mm - MIDNIGHT BLUE
DTB0230	B	INSULATED BASE - 230mm - MIDNIGHT BLUE - TURNBURY
DTB0002	C	DINEX TURNBURY BOWL 266ml - MIDNIGHT BLUE
DTL0002	•	DINEX TURNBURY DISPOSABLE LID FOR DTB0002 (1000/CASE)
DTB0001	D	DINEX TURNBURY BOWL 142ml - MIDNIGHT BLUE
DTL0001	•	DINEX TURNBURY DISPOSABLE LID FOR DTB0001 & DTM0001 (1500/CASE)
DTM0001	E	DINEX TURNBURY MUG 236ml - MIDNIGHT BLUE
DTM8775	F	DINEX TURNBURY DISPOSABLE LID FOR MUG - EZ SIP LID

INDENT COLOURS AVAILABLE ON REQUEST

