


Our exclusive range of DTHR dishwashers are guaranteed to clean the most stubborn crockery and cutlery. Our dishwasher range caters for basic glass washers' right up to the new AX161 tunnel units, complimented by the Carlisle racking range. Our line of brushes and cleaning tools are designed to offer innovative, hard-working products that help you run a smarter and safer environment.

08

Washing



SECTION INDEX

Brooms
 Brushes
 Bucket And Wringer
 Carlisle Racks And Storage
 Carlisle Dust Cover
 Cutlery Holders
 Dish Washer
 Glass Washer
 Handles
 Mobile Dolly
 Pads
 Pails
 Sponges
 Tips
 Wet Floor "A" Frame Sign





DIHR was established in Castelfranco Veneto (near Treviso, in north-eastern Italy) in 1985. DIHR's initiatives and technical innovations have been such that many other companies have attempted to copy and imitate our products. Thanks to a complete product range of over 100 different models supplied in more than 3500 versions and the production of more than 35.000 dishwashers/year, today DIHR has become a well-respected leader in this industry throughout the world.

Apart from the standard production range, DIHR can supply industrial machines for special applications, such as large kitchens, cruise ships and the bakery industry and other applications within the commercial sector.

Quality and technology are the assets distinguishing DIHR.

The design, construction and trials of each machine are managed by a well-established and expert technical team, which guarantees a high and constant level of quality for every one of DIHR's products. DIHR machines have achieved the approval of 7 international patents and 9 Quality Marks, besides ISO 9001-VISION 2000 certification.

DIHR's equipment contains state of the art components and the latest technological operating systems.

DIHR has an excellent range of products, designed and built to work for many years and at very competitive prices. The motive of DIHR is based upon full Customer satisfaction, which has proven to be a winning strategy in long term.



DIHR WASHING CYCLE

DIHR: YOUR IDEAL PARTNER IN PROFESSIONAL GLASS, DISH AND UTENSIL WASHING

An integral part of any busy hotel or restaurant kitchen. Use the complete DIHR 5 step dish washing system to provide a constant supply of sparkling clean crockery and cutlery on demand.

- Step 1: Rinse off your soiled crockery and cutlery with the pre-rinse spray (B).
- Step 2: Stack your dirty crockery and cutlery into the glass or dish racks and slide into the dishwasher to commence the wash cycle.
- Step 3: On completion of the wash cycle, slide out the rack and the washed items will air dry in minutes.
- Step 4: Stack the washed items still in the racks onto your rack dolly (E) for safe and damage free storage of your valuable crockery and glasses.
- Step 5: Wheel your rack dolly to your storage or setup area, ready to be wheeled into action on demand.



TUNNEL DISH WASHER (COMPACT)

FEATURES

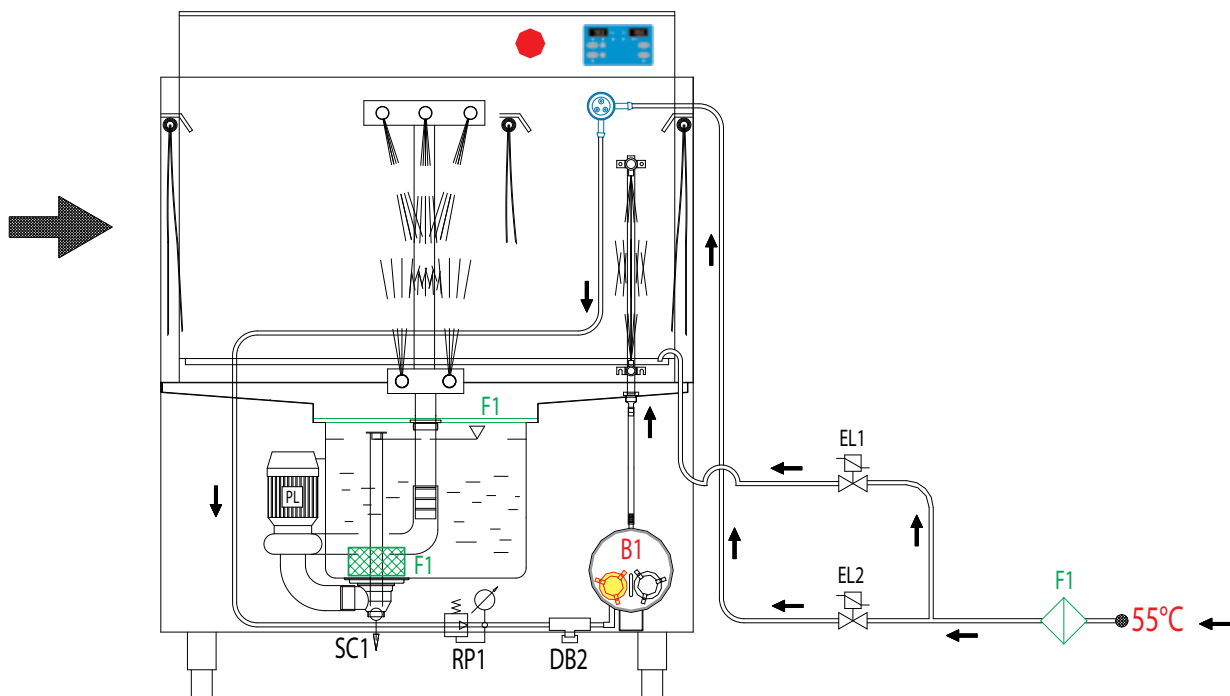
- AX161 is a compact model that means that its reduced dimensions can solve many space problems
- It is reversible, so in a few minutes you can change the entry of the machine
- It has a standard electric board
- Digital thermostat that allows a precise setting of the heating element to avoid any waste or warm dispersion
- Autotimer
- Self-diagnose in different languages
- AX161 has two speed

SPECIFICATIONS - DWT0161

DIMENSIONS:	1080 x 715 x 1535/1900mm
WEIGHT:	210kg (gross weight)
TOTAL POWER:	23kW
RACKS PER HOUR:	70/100
INCLUDES:	<ul style="list-style-type: none"> - Wash and rinse economizer - Pressure reducer with filters and water spending control - Counter balanced doors equipped with anti-fall safety device and thermo-acoustic - Insulated double wall - Balancing springs with seat on the internal side of the door to avoid entanglements

ORDER CODE:

- DWT0161 • DISH WASHER TUNNEL DIHR
- AX161 COMPACT



THE ABOVE DIAGRAM DEMONSTRATES LEFT TO RIGHT OPERATION - CAN BE SETUP FOR RIGHT TO LEFT OPERATION



HOOD TYPE DISH WASHER (HT11)

FEATURES

- Extra large washtank reduces detergent cost
- Gravity drain - Recommended drain height - 150mm from the ground
- Drain pump kit optional on all dishwashers - suitable for existing installations
- To eliminate breakages, use racks as storage racks to save time, money and handling
- Minimum water pressure required - 2 bar
- Max plate height: 410mm
- Max tray height: Gastronorm 1/1 (530 x 325)

SPECIFICATIONS - DW0011

DIMENSIONS:	720 x 735 x 1400/1890mm
WEIGHT:	116kg (gross weight)
OUTPUT:	Approx 60 racks per hour
TOTAL POWER:	13.12kW
VOLTAGE:	400V - 3 phase + Neutral
WASH PUMP:	1.1kW
WASH TANK:	35Lt
BASKET SIZE:	500 x 500mm
INCLUDES:	- 2 X Plate Racks, 1 X Glass Rack, - 1 X Cutlery Holder, Deep-Formed Tank, - Independent Wash/Rinse Arms, - Built-In Rinse-Aid Pumps, - Double Tank Filters & Pump Filter, - Electronic Timer & Thermostat - Hood Operated Start/Stop Function

ORDER CODE:

DW00011 • DISH WASHER DIHR - HT11 HOOD-TYPE

- All DIHR machines are gravity drain systems and require fitted chemical dispensers



ORDER CODES:

PRS0001	B	OVERHEAD PRE-RINSE SPRAY- INCLUDES MIXER TAPS
ITS1150	C	INLET TABLE + SINK 1150mm - BOXED EDGE INCL SPLASHBACK - INTERCHANGEABLE
OTV1150	D	OUTLET TABLE - 1150mm - BOXED EDGE
DRC4002	E	DISHWASHING RACK - RACK DOLLEY



HIGH
SPLASHBACK
FOR INLET TABLE
FOR MOUNTING
PRE-RINSE SPRAY
INCLUDED

DISHWASHER UNDER COUNTER (GS50)

FEATURES

- Ideal for medium sized restaurants and busy bars
- 120/sec wash cycle. Double skin door, 30 Racks per hour
- Fully automatic process, Durable, heavy duty and long lasting
- **Gravity drain** - recommended drain height - floor level

SPECIFICATIONS - DWD0500

DIMENSIONS:	590 x 600 x 850mm
WEIGHT:	65kg
POWER:	3.45kW
VOLTAGE:	220V Single Phase
BASKET SIZE:	500 x 500mm
MAX GLASS HEIGHT:	325mm - MAX GLASS/PLATE HEIGHT
INCLUDES:	1 x PLATE RACK, 1 x GLASS RACK, 1 x CUTLERY HOLDER
FEATURES:	- DOOR SECURITY - ANTI DRIP PROOF PANEL - BUILT IN RINSE AID PUMP - THERMOSTOP SYSTEM

ORDER CODE:

- DWD0500 • DISH WASHER DIHR-GS50 UNDERCOUNTER -SINGLE PHASE

OPTIONAL DRAIN PUMP KIT AVAILABLE ON REQUEST



DISHWASHER UNDER COUNTER (GS40)

FEATURES

- Ideal for small restaurants and bars
- 120/sec wash cycle, Double skin door, 30 Racks per hour
- Fully automatic process
- Durable, heavy duty and long lasting
- **Gravity drain** - recommended drain height - floor level

SPECIFICATIONS - DWD0400

DIMENSIONS:	450 x 530 x 700mm
WEIGHT:	43kg
POWER:	3.05kW
VOLTAGE:	220V Single Phase
BASKET SIZE:	400 x 400mm
MAX GLASS HEIGHT:	290mm - MAX GLASS/PLATE HEIGHT
INCLUDES:	2 x MESH/GLASS RACK, 1 x PLATE RACK, 1 x CUTLERY HOLDER
FEATURES:	- DOOR SECURITY - BUILT IN RINSE AID PUMP

ORDER CODES:

- DWD0400 • DISH WASHER DIHR - GS40 UNDERCOUNTER
 DWD2040 • DISH WASHER DIHR - PLATE RACK - 400 x 400mm
 DWD3040 • DISH WASHER DIHR - GLASS RACK - 400 x 400mm
 DRC5004 • DISHWASHING RACK-CUTLERY HOLDER

OPTIONAL DRAIN PUMP KIT AVAILABLE ON REQUEST



GLASS WASHER UNDER COUNTER (G35)

FEATURES

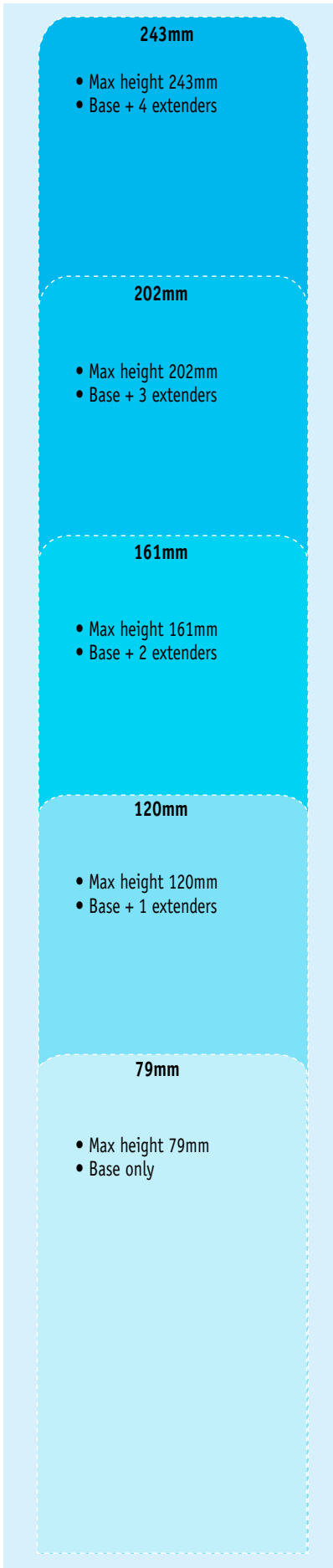
- Ideal for coffee shops and canteens
- Double skin door, 120/sec wash cycle, 30 Racks per hour
- Can fit above or below counter, full auto process
- Clean cups and glasses on demand
- Consumes less than 2.0Lt of water per cycle
- **Gravity drain** - recommended drain height - floor level

SPECIFICATIONS - GWD1000

DIMENSIONS:	400 x 470 x 585mm
WEIGHT:	33kg
POWER:	2.1kW
VOLTAGE:	220V Single Phase
BASKET SIZE:	350 x 350mm
MAX GLASS HEIGHT:	195mm - MAX GLASS/PLATE HEIGHT
INCLUDES:	2 x MESH/GLASS RACK, 1 x PLATE RACK, 1 x CUTLERY HOLDER

ORDER CODES:

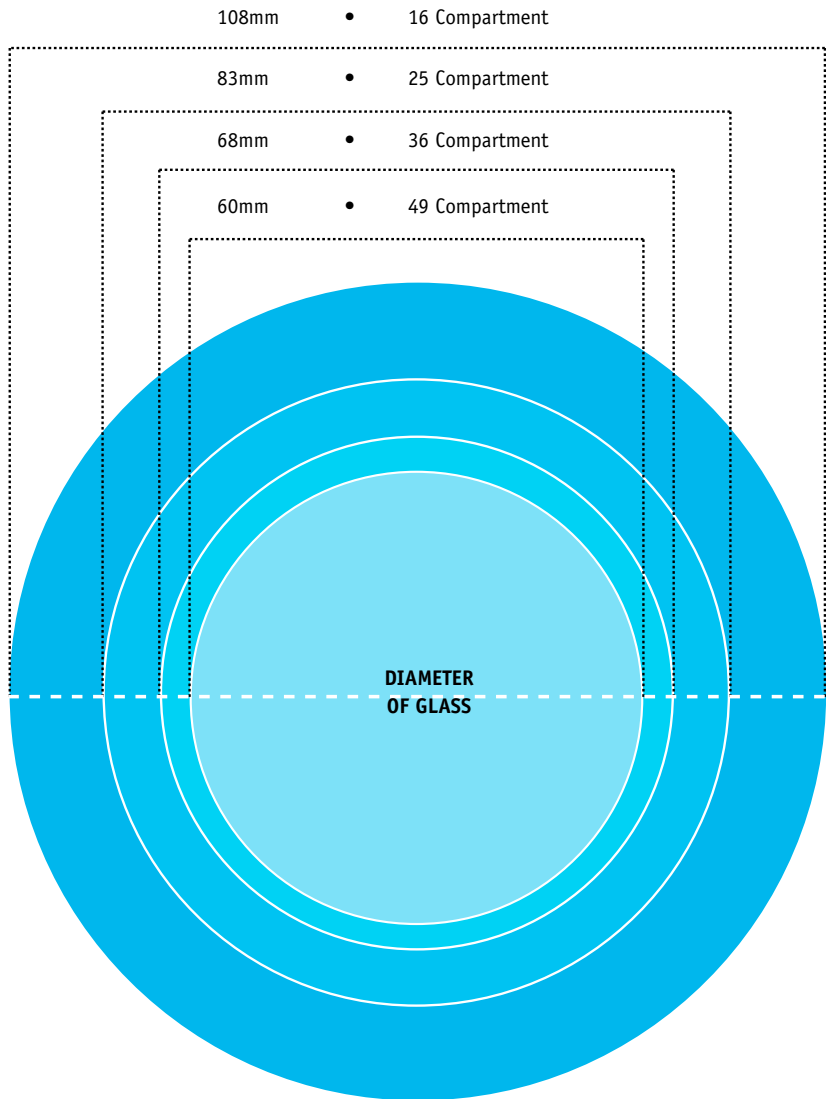
- GWD1000 • GLASS WASHER DIHR - G35
 GWD1035 • GLASS WASHER DIHR - MESH RACK - 350 x 350mm
 GWD2001 • GLASS WASHER DIHR-SMALL PLATE RACK
 DRC5004 • DISHWASHING RACK-CUTLERY HOLDER



Use our simple system below to size your racks!

To determine the Rack & Extender combination, use these charts

- Open profile facilitates superior washing, complete rinsing and fast drying.
- Double wall construction provides maximum strength.
- Comfort curve handles are moulded into all four sides for easy handling.
- Sturdy bottom with four-way tracking for easy dish machine loading.
- Stacks with all major competitors.
- Quick draining - No flat surfaces to trap water or loose food particles.
- Sure-lock extenders unique snap-on/ snap-off attachments allow fast simple assembly/disassembly from outside of the rack.
- Rack dishwasher compatible



Place open end of glass on the circle below to determine the correct compartment size

FLATWARE / BOWL RACK

FEATURES

- Flatware/Bowl Rack
- Ideal for bulk or irregular shaped items

ORDER CODES:

- DRB5001 • DISH RACK - OPEN BOWL (BLUE)
- DRE5001 • DISH RACK - OPEN EXTENDER (BLUE) - 40mm



FLATWARE / CUTLERY RACK

FEATURES

- Flatware/Combination
- Mesh design base specifically for cutlery

ORDER CODES:

- DRC5001 • DISH RACK - FLATWARE/CUTLERY (BLUE)
- DRE5001 • DISH RACK - OPEN EXTENDER (BLUE) - 40mm



CUTLERY HOLDERS

FEATURES

- Cutlery Holders
- Polypropylene material resists grease and detergents
- Light weight, yet tough and resilient
- Open design for easy cleaning

ORDER CODES:

- DRP5008 A DISHWASHING RACK PERMA SAN BASKET
- DRC5004 B DISHWASHING RACK - CUTLERY HOLDER



ALL PURPOSE PLATE RACK

FEATURES

- All Purpose Rack
- Moulded-in support stands to hold plates and trays.

ORDER CODES:

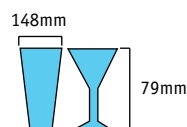
- DRA5001 • DISH RACK - ALL PURPOSE/PLATE (BLUE)
- DRE5001 • DISH RACK - OPEN EXTENDER (BLUE) - 40mm



9 COMPARTMENT GLASS RACK

FEATURES

- 9 Compartment Glass Rack
- Interior dimensions: 150 x 150 x 80mm.



ORDER CODES:

- GRC5009 • GLASS RACK - 9 COMPARTMENT (BLUE)
- GRE5009 • GLASS RACK EXTENDER - 9 COMP (BLUE)

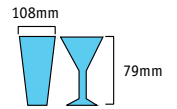




16 COMPARTMENT GLASS RACK


FEATURES

- 16 Compartment Glass Rack
- Ideal for glasses less than 108mm in diameter.
- Interior dimensions: 110 x 110 x 80mm.



ORDER CODES:

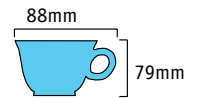
- GRC5016 • GLASS RACK - 16 COMPARTMENT (BLUE)
- GRE5016 • GLASS RACK EXTENDER - 16 COMP (BLUE)



20 COMPARTMENT CUP RACK

FEATURES

- 20 Compartment Cup Rack
- Ideal for cups less than 90mm in diameter.
- Interior dimensions: 110 x 90 x 80mm.



ORDER CODES:

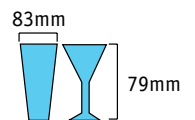
- GRC5020 • CUP RACK - 20 COMPARTMENT (BLUE)
- DRE5001 • DISH RACK - OPEN EXTENDER (BLUE) - 40mm



25 COMPARTMENT CUP RACK

FEATURES

- 25 Compartment Glass Rack
- Ideal for glasses less than 83mm in diameter
- Interior dimensions: 90 x 90 x 80mm



ORDER CODES:

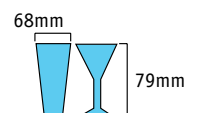
- GRC5025 • GLASS RACK - 25 COMPARTMENT (BLUE)
- GRE5025 • GLASS RACK EXTENDER - 25 COMP (BLUE)



36 COMPARTMENT GLASS RACK

FEATURES

- 36 Compartment Glass Rack
- Ideal for glasses less than 68mm in diameter
- Interior dimensions: 75 x 75 x 80mm



ORDER CODES:

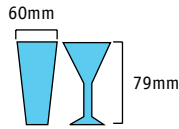
- GRC5036 • GLASS RACK - 36 COMPARTMENT (BLUE)
- GRE5036 • GLASS RACK EXTENDER - 36 COMP (BLUE)



49 COMPARTMENT GLASS RACK

FEATURES

- 49 Compartment Glass Rack
- Ideal for glasses less than 60mm in diameter
- Interior dimensions: 65 x 65 x 80mm



ORDER CODES:

- GRC5049 • GLASS RACK - 49 COMPARTMENT (BLUE)
- GRE5049 • GLASS RACK EXTENDER - 49 COMP (BLUE)

RACK MOBILE DOLLY/DUST COVER

FEATURES - DRC4002

- Rack Dolly
- Wheels for easy transportation of racks
- Convenient drain feature for excess water
- Large swivel casters with non-marking rubber wheels

FEATURES - RDC0122

- Dust Cover
- Heavy duty vinyl rack dust cover keeps glassware clean and dust free during storage

ORDER CODES:

- DRC4002 A DISHWASHING RACK - RACK DOLLEY
- RDC0122 B RACK DUST COVER - 1220mm
- DDH0001 C DISH RACK DOLLY - HANDLE - M/STEEL 25 x 2mm



GLASS WASHER

FEATURES

- Use to remove lipstick and grease smears on your glass rims

ORDER CODE:

- DESCRIPTION OF MEASUREMENT - HEIGHT OF BRUSHES
- GWH2003 • GLASS WASHER MANUAL - 3 HEAD - 200mm





MOBILE REFUSE BIN

ORDER CODES:

- IBP0240 • MOBILE REFUSE BIN 240Lt - CHARCOAL (GENERAL WASTE)
- IBP1240 • MOBILE REFUSE BIN 240Lt - GREEN (ORGANIC WASTE)
- IBP2240 • MOBILE REFUSE BIN 240Lt - YELLOW (PLASTIC)
- IBP3240 • MOBILE REFUSE BIN 240Lt - ORANGE (PAPER)
- IBP4240 • MOBILE REFUSE BIN 240Lt - RED (TIN CANS)

ORDER CODES:

- IBP0130 A MOBILE REFUSE BIN 130Lt - CHARCOAL (GENERAL WASTE)
- IBP3130 B MOBILE REFUSE BIN 130Lt - ORANGE (PAPER)
- IBP4130 C MOBILE REFUSE BIN 130Lt - RED (TIN CANS)
- IBP2130 D MOBILE REFUSE BIN 130Lt - YELLOW (PLASTIC)
- IBP1130 E MOBILE REFUSE BIN 130Lt - GREEN (ORGANIC WASTE)



FOOT PEDAL WHEELY BIN

SPECIFICATIONS - IBP9120
 CAPACITY: 120Lt
 DIMENSIONS: 470 x 580 x 910mm

ORDER CODE:

- IBP9120 • FOOT PEDAL WHEELY BIN - 120Lt - BLUE





REFUSE BIN

ORDER CODES:

- IBP1085 A REFUSE BIN 85LT (BLACK) - 450 x 630mm - INCLUDES LID
- IBP0001 B INGREDIENT BIN MOBILE DOLLEY (METAL)



CIRCULAR REFUSE BIN

ORDER CODES:

- IBP1001 A ROUND REFUSE BIN WITH FLAT LID - 120Lt - 560 x 820mm
- IBP1002 B FUNNEL HEAD FOR IBP1001
- IBP1003 C HALF ROUND HEAD FOR IBP1001
- IBP1004 D DOLLEY FOR IBP1001



CUTLERY SAVER

FEATURES

- Made from durable ABS High Impact Plastic
- UV resistant to withstand exposure to sunlight
- Chemical Resistant, not affected by detergents
- Unique, patented design
- Magnets contained in moisture-proof cells, prevents bacteria growth
- Use only with 18/8 or magnetic steels

ORDER CODE:

- CTS0001 • CUTLERY SAVER - FOR IBP0085/ IBP1085



COLOUR CODED PLASTIC TRIGGER SPRAY BOTTLES

ORDER CODES:

- TBB0750 • TRIGGER BOTTLE - BLUE - 750ml
- TBG0750 • TRIGGER BOTTLE - GREEN - 750ml
- TBR0750 • TRIGGER BOTTLE - RED - 750ml
- TBW0750 • TRIGGER BOTTLE - WHITE - 750ml
- TBY0750 • TRIGGER BOTTLE - YELLOW - 750ml

AVAILABLE IN THESE COLOURS:





VACUUM CLEANER

FEATURES

- The new NST sound reduction and AutoSave energy conservation technology. Environmentally friendly
- Less energy, lower noise, longer life and user convenience
- NuSave the way forward

ORDER CODE:

- NVC0001
- NUMATIC INDUSTRIAL VACUUM CLEANER - 6.1kg - 355 x 355 x 430mm



JANITOR TROLLEY

FEATURES

- Robust 3 shelf design
- Smooth gliding wheels
- Heavy duty moulded hooks for cart bag and for cleaning equipment

ORDER CODE:

- JTP0001
- JANITOR TROLLEY PLASTIC - 1140 x 510 x 980mm



HOTEL SERVICE TROLLEY PLASTIC

FEATURES

- Heavy duty moulded hooks for durable service bag
- Smooth gliding wheels
- Multifunctional & versatile
- Adjustable shelving

ORDER CODE:

- HST0001
- HOTEL SERVICE TROLLEY PLASTIC - 1480 x 550 x 1000mm

MICROFIBER WET MOP PAD

- MICROFIBER
- Microfiber products can save you time, money & labour
- Unique, ultra-fine filament combined with our exclusive polyester/polyamide nylon blend cleans better & lasts longer than other microfibres offering more than 500 uses (use & launder)
- Sparta microfiber removes up to 400% more dirt, dust & grime with a single pass compared to traditional cleaning products
- Long product life could save you as much as 60% per annum over the cost of traditional alternatives

ORDER CODES:

- | | | |
|---------|---|---|
| MMP1450 | • | MICROFIBER WET MOP PAD - 450mm - Blue |
| MMP2450 | • | MICROFIBER WET MOP PAD - 450mm - Green |
| MMP3450 | • | MICROFIBER WET MOP PAD - 450mm - Red |
| MMP5450 | • | MICROFIBER WET MOP PAD - 450mm - Yellow |

CARLISLE
FOODSERVICE PRODUCTS

Best Choice



MICROFIBER DRY MOP PAD

ORDER CODE:

- | | | |
|---------|---|---------------------------------------|
| MMP6450 | • | MICROFIBER DRY MOP PAD - 450mm - Blue |
|---------|---|---------------------------------------|

Best Choice



n!

MICROFIBER ALUMINIUM HEAD W/K PLUGS - 450mm

ORDER CODE:

- | | | |
|---------|---|---|
| MMP0450 | • | MICROFIBER ALUMINIUM HEAD W/K PLUGS - 450mm |
|---------|---|---|

Best Choice



n!

ALUMINIUM TELESCOPING HANDLE

ORDER CODE:

- | | | |
|---------|---|---------------------------------------|
| MMP1800 | • | ALUMINIUM TELESCOPING HANDLE - 1800mm |
|---------|---|---------------------------------------|

Handle used in conjunction with MMP0450

Best Choice



n!



Best Choice



SCRUB BRUSHES - POLYESTER

- Versatile design for a wide variety of applications
- Multiple trim angles on bristles gives you better surface contact for better cleaning
- Plastic handles and crimped stable set polyester bristles are rugged and will not absorb oils or moisture
- Handles are ergonomically shaped with smooth edges for superior comfort
- Base resins used to produce blocks and bristles are made of FDA approved materials

UTILITY SCRUB BRUSH - POLYESTER

ORDER CODES:


- USB1200 • UTILITY SCRUB BRUSH - POLYESTER - 200mm - BLUE
- USB2200 • UTILITY SCRUB BRUSH - POLYESTER - 200mm - GREEN
- USB3200 • UTILITY SCRUB BRUSH - POLYESTER - 200mm - RED
- USB4200 • UTILITY SCRUB BRUSH - POLYESTER - 200mm - WHITE
- USB5200 • UTILITY SCRUB BRUSH - POLYESTER - 200mm - YELLOW

UTILITY SCRUB BRUSH - POLYESTER

ORDER CODES:

- USB1500 • UTILITY SCRUB BRUSH - POLYESTER - 500mm - BLUE
- USB2500 • UTILITY SCRUB BRUSH - POLYESTER - 500mm - GREEN
- USB3500 • UTILITY SCRUB BRUSH - POLYESTER - 500mm - RED
- USB4500 • UTILITY SCRUB BRUSH - POLYESTER - 500mm - WHITE
- USB5500 • UTILITY SCRUB BRUSH - POLYESTER - 500mm - YELLOW

Best Choice



LIP SCRUB BRUSH - POLYESTER

FEATURES

- Stiff polyester bristles
- Reaches into tight crevices and corners
- Iron handle shaped plastic won't crack or splinter

ORDER CODES:

- LSB1150 • LIP SCRUB BRUSH - POLYESTER - 150mm - BLUE
- LSB2150 • LIP SCRUB BRUSH - POLYESTER - 150mm - GREEN
- LSB3150 • LIP SCRUB BRUSH - POLYESTER - 150mm - RED
- LSB4150 • LIP SCRUB BRUSH - POLYESTER - 150mm - WHITE
- LSB5150 • LIP SCRUB BRUSH - POLYESTER - 150mm - YELLOW

Best Choice



HAND SCRUB BRUSH - POLYESTER

ORDER CODES:

- HSB1150 • HAND SCRUB BRUSH - POLYESTER - 150mm - BLUE
- HSB2150 • HAND SCRUB BRUSH - POLYESTER - 150mm - GREEN
- HSB3150 • HAND SCRUB BRUSH - POLYESTER - 150mm - RED
- HSB4150 • HAND SCRUB BRUSH - POLYESTER - 150mm - WHITE
- HSB5150 • HAND SCRUB BRUSH - POLYESTER - 150mm - YELLOW

Best Choice



SPECTRUM® FIBERGLASS W/SELF-LOCKING FLEX-TIP™ - 1520mm

FEATURES

- Self locking Flex-Tip™ handle offers greater flexibility and reduces handle stress

Handles used in conjunction with Omni Sweep, Hi-Lo Floor Scrub Brush and Spectrum Squeegee

ORDER CODES:

- | | | |
|---------|---|--|
| SFH1520 | • | SPECTRUM FIBREGLASS HANDLE - 1520mm - BLUE |
| SFH2520 | • | SPECTRUM FIBREGLASS HANDLE - 1520mm - GREEN |
| SFH3520 | • | SPECTRUM FIBREGLASS HANDLE - 1520mm - RED |
| SFH4520 | • | SPECTRUM FIBREGLASS HANDLE - 1520mm - WHITE |
| SFH5520 | • | SPECTRUM FIBREGLASS HANDLE - 1520mm - YELLOW |

CARLISLE
FOODSERVICE PRODUCTS



OMNI SWEEP® BROOM

FEATURES

- Use any Spectrum® fibreglass handle to attach to the omnisweep
- The unique Omni Sweep® combines the features of fine, medium, and heavy floor bristles into one convenient floor sweep
- Chemical-resistant bristles remove everything from heavy debris to the finest particles on any type of floor surface
- Synthetic bristles have an angled pitch for fast, effective sweeping on all types of floor surfaces
- Short, heavy bristles in front easily sweep up heavy debris
- Long, fine/medium bristles in back sweep fine dust and particles; can be used with sweeping compounds

ORDER CODE:

- | | | |
|---------|---|--|
| SWP0450 | • | OMNI SWEEP BROOM - PLASTIC BLOCK - 450mm |
|---------|---|--|



HI-LO™ FLOOR SCRUB BRUSH

FEATURES

- Use any spectrum® fibreglass handle to attach to the floor scrub brush
- Crimped bristles wash easily & prevent gathering of mould and mildew
- Split shape is efficient for cleaning flat surfaces, under counters, around equipment & along base boards

ORDER CODES:

- | | | |
|---------|---|--|
| FSB1250 | • | HI-LO FLOOR SCRUB BRUSH - 250mm - BLUE |
| FSB2250 | • | HI-LO FLOOR SCRUB BRUSH - 250mm - GREEN |
| FSB3250 | • | HI-LO FLOOR SCRUB BRUSH - 250mm - RED |
| FSB4250 | • | HI-LO FLOOR SCRUB BRUSH - 250mm - WHITE |
| FSB5250 | • | HI-LO FLOOR SCRUB BRUSH - 250mm - YELLOW |



SPECTRUM® SQUEEGEE

FEATURES

- Use any spectrum® fibreglass handle to attach to the spectrum® squeegee
- Black closed-cell double foam rubber provides the most removal of fluids over polished floors
- Squeegees are easy to sanitise, will not rust and are extremely durable
- Frame handle is threaded for secure use

ORDER CODES:

- | | | |
|---------|---|------------------------------------|
| SSQ1450 | • | SPECTRUM SQUEEGEE - 450mm - BLUE |
| SSQ2450 | • | SPECTRUM SQUEEGEE - 450mm - GREEN |
| SSQ3450 | • | SPECTRUM SQUEEGEE - 450mm - RED |
| SSQ4450 | • | SPECTRUM SQUEEGEE - 450mm - WHITE |
| SSQ5450 | • | SPECTRUM SQUEEGEE - 450mm - YELLOW |





Best Choice

ROLL 'N GRIP™ HOLDER SYSTEM - 450mm

FEATURES

- Promotes fast drying of mops and wet broom or scrub brush bristles
- Holder system self-adjusts to different handle diameters
- Quick, easy release
- Roll 'n Grip™ Holder System is 450mm in length

ORDER CODE:

- RNG0450
- ROLL N GRIP HOLDER SYSTEM - 3 HOLDERS - BLACK



Best Choice

FLOOR DRAIN BRUSH AND HANDLE

FEATURES

- Special threaded handle accepts floor drain brushes only to prevent cross-contamination
- "Use for floor drain only" is prominently printed on the plastic handle to prevent contact with food and serving utensils
- Handle and brushes are sold separately

ORDER CODES:

- FDB0100
- FLOOR DRAIN BRUSH - 100mm
- FDB1000
- FLOOR DRAIN BRUSH HANDLE - 1000mm



Best Choice



HANDLE HAND & NAIL BRUSH KIT

FEATURES

- Includes brush, cord to secure brush in place, hanging hook and an adhesive backed hand washing instructions decal

ORDER CODE:

- HAN0001
- HAND & NAIL BRUSH KIT

WET FLOOR A FRAME SIGN

FEATURES

- Provides 360 degree visibility for increased safety
- Portable and lightweight designs are ideal for use in any environment

ORDER CODES:

WFS0001	A	WET FLOOR A FRAME SIGN
WFS0002	B	POP UP CAUTION CONE



BUCKET AND WRINGER

FEATURES

- Provides 360 degree visibility for increased safety
- Portable and lightweight designs are ideal for use in any environment

ORDER CODES:

PBW0001	A	PLASTIC BUCKET & WRINGER - YELLOW
PBW0002	•	PLASTIC DOUBLE BUCKET & WRINGER (PLASTIC FRAME)
PBW0003	•	PLASTIC BUCKET & WRINGER - RED
PBW0004	•	PLASTIC BUCKET & WRINGER - BLUE
PBW0005	•	PLASTIC BUCKET & WRINGER - GREEN
PBW2002	B	PLASTIC DOUBLE BUCKET AND WRINGER (S/STEEL FRAME)

PBW0001 - ALSO AVAILABLE IN THESE COLOURS:



GEERPRES BUCKET AND WRINGER

ORDER CODES:

GPB0001	•	GEERPRES BUCKET AND WRINGER (RED)
GPB0002	•	GEERPRES BUCKET ONLY (NO WRINGER)
GPB0003	•	GEERPRES WRINGER ONLY (NO BUCKET)

BUCKET AND HANDLES ALSO AVAILABLE ON REQUEST IN THESE COLOURS:



GEERPRES



NUMATIC PLASTIC BUCKET & WRINGER - BLUE


FEATURES

- 30Lt capacity
- 1 year warranty for all parts under normal operational use

ORDER CODES:

- | | | |
|---------|---|---|
| NPB0001 | • | NUMATIC PLASTIC BUCKET & WRINGER - BLUE |
| NPB0003 | • | NUMATIC PLASTIC BUCKET & WRINGER - GREEN |
| NPB0004 | • | NUMATIC PLASTIC BUCKET & WRINGER - RED |
| NPB0005 | • | NUMATIC PLASTIC BUCKET & WRINGER - WHITE |
| NPB3003 | • | NUMATIC PLASTIC BUCKET & WRINGER - YELLOW |

ALSO AVAILABLE ON REQUEST IN THESE COLOURS:



NUMATIC PLASTIC BUCKET & WRINGER - BLUE - DUAL COMPARTMENT


FEATURES

- Dual compartment mopping unit
- 18Lt front clean water container
- 12Lt dirty water section to the rear
- Split container capacity allows larger areas to be cleaned before emptying and refilling is required
- 1 year warranty for all parts under normal operational use

ORDER CODES:

- | | | |
|---------|---|--|
| NPB0002 | • | NUMATIC PLASTIC BUCKET & WRINGER - BLUE - DUAL COMPARTMENT |
| NPB0006 | • | NUMATIC PLASTIC BUCKET & WRINGER - WHITE - DUAL |
| NPB2001 | • | NUMATIC PLASTIC BUCKET & WRINGER WITH DIVIDER - GREEN |
| NPB2002 | • | NUMATIC PLASTIC BUCKET & WRINGER WITH DIVIDER - RED |
| NPB2003 | • | NUMATIC PLASTIC BUCKET & WRINGER WITH DIVIDER - YELLOW |

ALSO AVAILABLE ON REQUEST IN THESE COLOURS:



Spectra



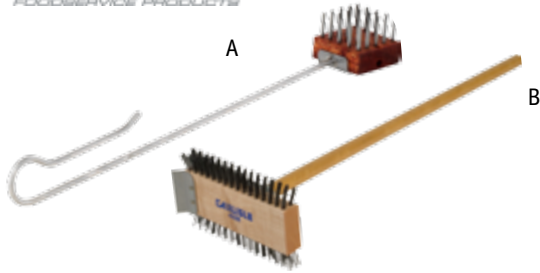
MOP HANDLE AND HEAD

ORDER CODES:

- | | | |
|---------|---|--|
| MHA0400 | A | MOP HOLDER ALUMINIUM HANDLE - 1400mm |
| MHW0500 | B | MOPHOLDER - PVC/WOOD HANDLE ONLY - RED - 1550mm |
| MHW0501 | • | MOPHOLDER - PVC/WOOD HANDLE ONLY - BLUE - 1550mm |
| MHW0502 | • | MOPHOLDER - PVC/WOOD HANDLE ONLY - GREEN - 1550mm |
| MHW0503 | • | MOPHOLDER - PVC/WOOD HANDLE ONLY - YELLOW - 1550mm |
| MHW0504 | • | MOPHOLDER - PVC/WOOD HANDLE ONLY - WHITE - 1550mm |
| MHA1400 | C | MOPHEAD ONLY - 400g (BLUE LINE) |
| MHW1500 | D | MOP HEAD ONLY - 500g |
| PMB0014 | E | PLASTIC MOP BUCKET - 14Lt |

ALSO AVAILABLE ON REQUEST IN THESE COLOURS:





CLEANING BRUSHES

ORDER CODES:

- TGB0450 A GRILL BRUSH - HEAVY DUTY - 450mm
- BRG0001 B GRILL BRUSH - CARBON STEEL WITH HANDLE



GLASS SCRAPER

ORDER CODES:

- GSH0300 A GLASS SCRAPER HAND HELD 300mm
- GSH0350 • GLASS SCRAPER HAND HELD 350mm



BROOMS & FLOOR SQUEEGY

ORDER CODES:

- LDP0001 A LOBBY DUST PAN WITH COVER - 870 x 280 x 280mm
- LDP0002 B LOBBY BROOM - FOR DUST PAN WITH COVER
- LHB0610 C LONG HANDLE BROOM - 610mm
- SFS0540 D STRAIGHT FLOOR SQUEEGY - 600mm

