



Whether cooling cakes or sushi, our comprehensive range of refrigeration units are guaranteed to preserve food ensuring minimal wastage. Our Brema Ice machines can produce up to 400kg of ice per 24 hours based on ideal operational conditions and comes with an extensive warranty and service backup. Be sure to take a look at our Longoni cake display fridge.

07

Refrigeration



SECTION INDEX

- Cake Display Fridge - Floor Standing
- Cake Display Fridge - Tabletop
- Cold Food Display Bar
- Ice Bin
- Ice Flaker
- Ice Machine
- Ice Porter
- Juice Dispenser
- Slush Machine



SOLUTIONS FOR ALL YOUR DRINKS SERVICE NEEDS

Brema ice machines have embraced an ongoing creative effort focused on achieving extremely high product standards by using the best materials and being aware of technological innovations. This endeavour on their part has enabled them to be pro-active to a changing market and to create a range of models that address customers needs and requirements.

- Brema is an internationally recognized brand and the company has been operational, producing ice-making machines since 1985
- Brema's commitment to it's customers is to always provide them with optimal, timely solutions for all their needs
- Brema machines are designed & manufactured according to the highest international standards using most advanced technologies.
- Brema prides itself with highly qualified staff, who constantly upgrade their skills and knowledge on all its products. Constantly applying effort on research and development in order to fully understand and anticipate the developments of the market. This enables them to produce latest upgraded equipment within its range by adding new products year after year.
- All outputs are calculated on an inlet water temperature of 15°C and an ambient temperature of 21°C. Production results may vary depending on actual water and ambient temperature.



ICE FLAKER - SELF CONTAINED

SPECIFICATIONS - IFB0150

DIMENSIONS:	738 x 690 x 1020mm
WEIGHT:	94kg
STORAGE:	55kg
OUTPUT:	150kg per 24hours
POWER:	0.65kW, 220V - 240V, 50Hz



ORDER CODE:

IFB0150 • ICE FLAKER BREMA - 150kg PER 24HRS

All outputs are calculated on an inlet water temperature of 15°C and an ambient temperature of 21°C. Production results may vary depending on actual water and ambient temperature.

NB: Electromechanical - No PC boards

Installation requires a ventilated room, water connection and a waste drainage.



ICE MAKERS - SELF CONTAINED - GOURMET CUBE

SPECIFICATIONS - IMB0028

DIMENSIONS: 390 x 460 x 690mm
 WEIGHT: 37kg
 STORAGE: 9kg
 OUTPUT: 28kg per 24hours
 POWER: 0.37kW, 220V- 240V, 50Hz
 PER ICE CUBE: 18g



SPECIFICATIONS - IMB0033

DIMENSIONS: 500 x 580 x 690mm
 WEIGHT: 48kg
 STORAGE: 16kg
 OUTPUT: 33kg per 24hours
 POWER: 0.37kW, 220V- 240V, 50Hz
 PER ICE CUBE: 18g



SPECIFICATIONS - IMB0046

DIMENSIONS: 500 x 580 x 800mm
 WEIGHT: 56kg
 STORAGE: 25kg
 OUTPUT: 46kg per 24hours
 POWER: 0.5kW, 220V- 240V, 50Hz
 PER ICE CUBE: 18g



SPECIFICATIONS - IMB0065

DIMENSIONS: 738 x 600 x 920mm
 WEIGHT: 77kg
 STORAGE: 40kg
 OUTPUT: 65kg per 24hours
 POWER: 0.65kW, 220V- 240V, 50Hz
 PER ICE CUBE: 18g



ORDER CODES:

IMB0028	A	ICE MAKER BREMA - 28kg PER 24HRS
IMB0033	B	ICE MAKER BREMA - 33kg PER 24HRS
IMB0046	C	ICE MAKER BREMA - 46kg PER 24HRS
IMB0065	D	ICE MAKER BREMA - 65kg PER 24HRS

All outputs are calculated on an inlet water temperature of 15°C and an ambient temperature of 21°C. Production results may vary depending on actual water and ambient temperature.

NB: Electromechanical - No PC boards

Installation requires a ventilated room, water connection and a waste drainage.



A



B



C



D



ICE MAKERS - SELF CONTAINED - GOURMET CUBE

SPECIFICATIONS - IMB0090

DIMENSIONS: 738 x 600 x 1020mm
 WEIGHT: 89kg
 STORAGE: 55kg
 OUTPUT: 90kg per 24hours
 POWER: 0.85kW, 220V- 240V, 50Hz
 PER ICE CUBE: 18g



SPECIFICATIONS - IMB0130

DIMENSIONS: 840 x 740 x 1075mm
 WEIGHT: 113kg
 STORAGE: 65kg
 OUTPUT: 130kg per 24hours
 POWER: 1.05kW, 220V- 240V, 50Hz
 PER ICE CUBE: 18g



ORDER CODES:

IMB0090	A	ICE MAKER BREMA - 90kg PER 24HRS
IMB0130	B	ICE MAKER BREMA - 130kg PER 24HRS

All outputs are calculated on an inlet water temperature of 15°C and an ambient temperature of 21°C. Production results may vary depending on actual water and ambient temperature.

NB: Electromechanical - No PC boards



ICE CUBERS - MODULAR - GOURMET CUBE

SPECIFICATIONS - IMB0300

DIMENSIONS: 1250 x 580 x 848mm
 WEIGHT: 152kg
 OUTPUT: 300kg per 24hours
 POWER: 2.6kW, 220V- 240V, 50Hz Single Phase
 PER ICE CUBE: 18g
 BIN TYPE: IMB1300



SPECIFICATIONS - IMB1300 - ICE BIN

DIMENSIONS: 1250 x 900 x 1500mm
 (INCLUDES LEGS)
 STORAGE: 400kg
 SUITABLE FOR: IMB0300



ORDER CODES:

IMB0300	A	ICE MAKER BREMA - 300kg - GOURMET ICE
IMB1300	B	ICE MAKER BIN S/STEEL - 400kg

All outputs are calculated on an inlet water temperature of 15°C and an ambient temperature of 21°C. Production results may vary depending on actual water and ambient temperature.

NB: Electromechanical - No PC boards



ICE MAKERS - MODULAR - FAST ICE

SPECIFICATIONS - IMB0140

DIMENSIONS: 540 x 544 x 747mm
 WEIGHT: 73kg
 OUTPUT: 140kg per 24hours
 POWER: 1.4kW, 220V- 240V, 50Hz
 BIN TYPE: IMB0180 - Excluded
 BIN STORAGE: 220kg
 PER ICE CUBE: 7g



SPECIFICATIONS - IMB0200

DIMENSIONS: 770 x 550 x 805mm
 WEIGHT: 90kg
 OUTPUT: 200kg per 24hours
 POWER: 1.6kW, 220V- 240V, 50Hz
 BIN TYPE: IMB0180 / IMB0380 - Excluded
 BIN STORAGE: 220kg / 320kg
 PER ICE CUBE: 7g



SPECIFICATIONS - IMB0180

DIMENSIONS: 780 x 750 x 1130mm (INCLUDES LEGS)
 STORAGE: 220kg
 SUITABLE FOR: IMB0140 / IMB0200
 WEIGHT: 57kg



ORDER CODES:

IMB0140 A ICE MAKER BREMA - 140kg PER 24HRS
 IMB0200 B ICE MAKER BREMA - 200kg PER 24HRS
 IMB0180 C ICE MAKER BIN S/STEEL - 220kg

All outputs are calculated on an inlet water temperature of 15°C and an ambient temperature of 21°C. Production results may vary depending on actual water and ambient temperature.

NB: Electromechanical - No PC boards



ICE MAKERS - MODULAR - FAST ICE

SPECIFICATIONS - IMB0400

DIMENSIONS: 770 x 550 x 805mm
 WEIGHT: 113kg
 OUTPUT: 400kg per 24hours
 POWER: 3kW, 220V- 240V, 50Hz
 BIN TYPE: IMB0380 - Excluded
 BIN STORAGE: 320kg
 PER ICE CUBE: 7g



SPECIFICATIONS - IMB0380

DIMENSIONS: 1200 x 750 x 1130mm (INCLUDES LEGS)
 STORAGE: 320kg
 SUITABLE FOR: IMB0400
 WEIGHT: 100kg

ORDER CODES:

IMB0400 A ICE MAKER BREMA - 400kg PER 24HRS
 IMB0380 B ICE MAKER BIN S/STEEL - 320kg

All outputs are calculated on an inlet water temperature of 15°C and an ambient temperature of 21°C. Production results may vary depending on actual water and ambient temperature.

NB: Electromechanical - No PC boards





JUICE DISPENSERS

FEATURES

- Crystal clear polycarbonate, durable 14 litre bowls, individually removable for cleaning
- Continuous agitation from the paddles avoids foaming and liquid oxidation
- Thermostat controlled cooling, temperature range +2 to -8°C, Stainless Steel coolers, sealed compressor
- Free flow dispensing taps, enabling easy flow of any thick pulp juice
- Control switch can be back or front mounted
- Illuminated front top/back

SPECIFICATIONS - JDA2002

BOWL CAPACITY: 2 x 14Lt
 WATTS: 350W
 DIMENSIONS: 525 x 350 x 720mm
 WEIGHT: 31kg

SPECIFICATIONS - JDA2003

BOWL CAPACITY: 3 x 14Lt
 WATTS: 400W, 220V, 50Hz
 DIMENSIONS: 775 x 350 x 720mm
 WEIGHT: 40kg

ORDER CODES:

- JDA2002 • JUICE DISPENSER SUMMIT - 2 BOWL
 JDA2003 • JUICE DISPENSER SUMMIT - 3 BOWL





SLUSH MACHINES

SUMMIT

New SUMMIT professional slush machine by SPM Drink Systems is a real technologic wonder with high performances and ultramodern design. I-PRO prepares the slush in shorter time than the other traditional machines on the market. I-PRO is designed to offer a machine with high performance and ease to use, designed for the end users' needs.

DISPENSER SUITABLE FOR SLUSH-ICE, SHERBERTS AND OTHER FROZEN SPECIALITIES. AVAILABLE IN 2 AND 3 TANKS

SPECIFICATIONS - SMS1002

Bowl capacity: 2 x 11 litre (FINISHED PRODUCT)
 Dimensions: 870 x 400 x 580mm high
 Net Weight: 60 kg
 Power: 700 Watts – 230 Volt 50 Hz
 Control keyboard: Manual
 Dispensing Mode: Manual
 Refrigerant: R404

SPECIFICATIONS - SMS1003

Bowl capacity: 3 x 11 litre (FINISHED PRODUCT)
 Dimensions: 870 x 600 x 580mm high
 Net Weight: 81 kg
 Power: 800 Watts – 230 Volt 50 Hz
 Control keyboard: Manual
 Dispensing Mode: Manual
 Refrigerant: R404

ORDER CODES:

- SMS1002 • SLUSH MACHINE SUMMIT I-PRO - DOUBLE BOWL
- SMS1003 • SLUSH MACHINE SUMMIT I-PRO - TRIPLE BOWL



The new bowl shape, thanks to the natural insulation action of the air, maintains the temperature and prevents condensation forming on outer surface; the bowl is also entirely customizable for merchandising actions. In addition to that, the new bowl shape helps a natural mixing process to prevent the ice build-up.



I-Pro is available also in the Mechanical version, that is equipped with traditional rocker switch control board; in this version, machine's settings are only manual and for each bowl it's possible to choose between slush mode and chilling mode.



CAKE DISPLAY FRIDGES

FEATURES

- Compact design for counter top use
- 4 fully adjustable shelves
- Available with either rotating or fixed adjustable height shelves
- Adjustable leveling feet
- Exterior and interior constructed from Aluminium and Stainless Steel
- Double glazed windows with heater to prevent condensation
- Self closing magnetic sealing door
- Automatic defrost
- Digital electronic temperature control unit
- Ozone friendly R134a gas
- Designed for tropical conditions
- Interior illumination for perfect product presentation

SPECIFICATIONS - CDF2000 / CDF4000

DIMENSIONS: 524 x 449 x 1083mm
 WEIGHT: 60kg
 CAPACITY: 120L
 POWER: 0.48kW
 VOLTAGE: 230V - 50Hz
 TEMP: +2°C to +10°C at ambient temperature 32°C



ORDER CODES:

- CFD4000 A CAKE DISPLAY FRIDGE SALVADORE -TABLE TOP - FIXED SHELVES
- CFD2000 B CAKE DISPLAY FRIDGE SALVADORE - TABLE TOP - ROTATING SHELVES

This unit is specifically designed for shops that offer cakes on their menu and have limited space.



FEATURES

- Modern design
- Ozone friendly R134a gas
- Double glazed windows with heater to prevent condensation
- 5 Rotating glass shelves and 1 lower mirror shelf
- Height adjustable shelves
- Reliable refrigeration system using high quality components
- Interior illumination for perfect product presentation
- Accurate digital temperature control with digital temperature readout
- Castor wheels for ease of movement
- Automatic defrost
- Fitted with a tropicalised compressor and condenser making it suitable for operation in tropical conditions

SPECIFICATIONS - CDF2001

DIMENSIONS: 650 x 650 x 1790mm
 WEIGHT: 110kg
 CAPACITY: 500L
 POWER: 0.57kW
 VOLTAGE: 230V - 50Hz
 TEMP: +2°C to +10°C at ambient temperature 32°C



ORDER CODE:

- CDF2001 CAKE DISPLAY FRIDGE SALVADORE - FLOOR STANDING

CAKE DISPLAY FRIDGE

FEATURES

- This great looking illuminated unit is from Longoni in Italy
- It has 5 rotating shelves and 1 mirror shelf at the bottom
- It has a tropicalised compressor and condenser which make it suitable to operate at warmer temperatures as in Africa
- The unit is fitted with a valve in the glass that enables it to operate at higher altitudes
- Environmentally friendly gas - R404
- Anodised aluminium frame
- The temperature is controlled electronically, this is an accurate and reliable method as opposed to the mechanical thermostat used by competitors
- The static refrigeration system has no fan and draws air through an evaporator at the top of the unit preventing any drying or product damage
- Double glazed glass prevents condensation

SPECIFICATIONS - CDF3701

DIMENSIONS:	700 x 650 x 1900mm
WEIGHT:	170kg
CAPACITY:	420Lt
POWER:	0.58kW, 220V- 240V, 50Hz
TEMP:	+2°C to +10°C

This unit is ideal for any area where the display of refrigerated products are required. The rotating shelves will stop when the door is opened. The unit has a power saving function that allows you to turn off the rotating shelves and the display lights while still maintaining the refrigeration temperature.

ORDER CODE:

- CDF3701 • CAKE DISPLAY FRIDGE LONGONI - 420Lt (BRONZE)



Best Choice





ORDER CODES:

- DFC0900 • DISPLAY UNIT FRIDGE SALVADORE - F/STAND AZZURO - 900mm
- DFC1200 • DISPLAY UNIT FRIDGE SALVADORE - F/STAND AZZURO - 1200mm
- DFC1500 • DISPLAY UNIT FRIDGE SALVADORE- F/STAND AZZURO - 1500mm

DISPLAY UNITS REFRIGERATED

FEATURES

- Temperature range +2°C to +8°C at ambient temperature of 32°C
- Unit provided with 2 adjustable shelves
- Illuminated shelf and base for perfect product presentation
- Digital display and temperature control for high accuracy
- Automatic defrost
- Low noise
- Double glazed heated glass windows to prevent condensation
- Grade 304 Stainless Steel interior
- Castor wheels make the unit easy to move
- Double glazed glass windows to prevent condensation

SPECIFICATIONS - DFC0900

CAPACITY: 225Lt
 SHELVES: 3
 POWER: 0.580kW
 VOLTAGE: 230V - 50Hz
 DIMENSIONS: 900 x 730 x 1200mm
 WEIGHT: 220kg



SPECIFICATIONS - DFC1200

CAPACITY: 310Lt
 SHELVES: 3
 POWER: 0.705kW
 VOLTAGE: 230V - 50Hz
 DIMENSIONS: 1200 x 730 x 1200mm
 WEIGHT: 270kg

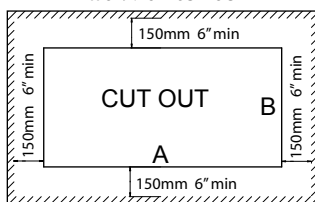


SPECIFICATIONS - DFC1500

CAPACITY: 395Lt
 SHELVES: 3
 POWER: 0.855kW
 VOLTAGE: 230V - 50Hz
 DIMENSIONS: 1500 x 730 x 1200mm
 WEIGHT: 330kg



WORKTOP CUT OUT



Model	A	B
DFC1900	850	430
DFC1200	1150	430
DFC1500	1450	430

FEATURES

- Temperature range +2°C to +8°C at ambient temperature of 32°C
- Unit provided with 1 adjustable shelf
- Illuminated shelf and base for perfect product presentation
- Digital display and temperature control for high accuracy
- Automatic defrost
- Low noise
- Tempered glass
- Grade 304 Stainless Steel interior
- Double glazed glass windows to prevent condensation
- Suitable for countersinking

SPECIFICATIONS - DFC1900

CAPACITY: 70Lt
 SHELVES: 2
 POWER: 0.289kW
 VOLTAGE: 230V - 50Hz
 DIMENSIONS: 900 x 470 x 680mm
 WEIGHT: 60kg



SPECIFICATIONS - DFC2200

CAPACITY: 94Lt
 SHELVES: 2
 POWER: 0.405kW
 VOLTAGE: 230V - 50Hz
 DIMENSIONS: 1200 x 470 x 680mm
 WEIGHT: 75kg



SPECIFICATIONS - DFC2500

CAPACITY: 118Lt
 SHELVES: 2
 POWER: 0.417kW
 VOLTAGE: 230V - 50Hz
 DIMENSIONS: 1500 x 470 x 680mm
 WEIGHT: 90kg



ORDER CODES:

- DFC1900 • DISPLAY UNIT FRIDGE SALVADORE - C/SUNK AZELIO - 900mm
- DFC2200 • DISPLAY UNIT FRIDGE SALVADORE - C/SUNK AZELIO - 1200mm
- DFC2500 • DISPLAY UNIT FRIDGE SALVADORE - C/SUNK AZELIO - 1500mm

DISPLAY UNITS REFRIGERATED

FEATURES

- Temperature range +2°C to +8°C at ambient temperature of 32°C
- Illuminated shelf and base for perfect product presentation
- Digital display and temperature control for high accuracy
- Automatic defrost
- Low noise
- Tempered glass
- Grade 304 Stainless Steel interior

SPECIFICATIONS - DFC4900

CAPACITY: 140Lt
 SHELVES: 2
 POWER: 0.415kW
 VOLTAGE: 230V - 50Hz
 DIMENSIONS: 900 x 540 x 790mm
 WEIGHT: 90kg



SPECIFICATIONS - DFC4200

CAPACITY: 190Lt
 SHELVES: 2
 POWER: 0.562kW
 VOLTAGE: 230V - 50Hz
 DIMENSIONS: 1200 x 540 x 790mm
 WEIGHT: 115kg



SPECIFICATIONS - DFC4500

CAPACITY: 240Lt
 SHELVES: 2
 POWER: 0.598kW
 VOLTAGE: 230V - 50Hz
 DIMENSIONS: 1500 x 540 x 790mm
 WEIGHT: 140kg



ORDER CODES:

- | | | |
|---------|---|--|
| DFC4900 | • | DISPLAY UNIT FRIDGE SALVADORE - C/TOP BELLA - 900mm |
| DFC4200 | • | DISPLAY UNIT FRIDGE SALVADORE - C/TOP BELLA - 1200mm |
| DFC4500 | • | DISPLAY UNIT FRIDGE SALVADORE - C/TOP BELLA - 1500mm |

SALVADORE
Bella



DISPLAY UNITS REFRIGERATED

FEATURES

- Maximum utilization of space
- Modern design
- Temperature range +2°C to +8°C at 32°C ambient
- Unit provided with two adjustable shelves
- Illuminated shelf and base for perfect presentation
- Digital display and temperature control for high accuracy
- Automatic defrost
- Low noise
- Tempered glass
- Grade 304 stainless interior
- Castor wheels make the unit easy to move
- Double glazed glass heated windows to prevent condensation

SPECIFICATIONS - DFC5900

CAPACITY: 302Lt
 SHELVES: 3
 POWER: 0.626kW
 VOLTAGE: 230V - 50Hz
 DIMENSIONS: 900 x 720 x 1200mm
 WEIGHT: 215kg



SPECIFICATIONS - DFC5200

CAPACITY: 417Lt
 SHELVES: 3
 POWER: 0.773kW
 VOLTAGE: 230V - 50Hz
 DIMENSIONS: 1200 x 720 x 1200mm
 WEIGHT: 260kg



SPECIFICATIONS - DFC5500

CAPACITY: 532Lt
 SHELVES: 3
 POWER: 0.931kW
 VOLTAGE: 230V - 50Hz
 DIMENSIONS: 1500 x 720 x 1200mm
 WEIGHT: 300kg



ORDER CODES:

- | | | |
|---------|---|--|
| DFC5900 | • | DISPLAY UNIT FRIDGE SALVADORE - F/STAND BASILIO - 900mm |
| DFC5200 | • | DISPLAY UNIT FRIDGE SALVADORE - F/STAND BASILIO - 1200mm |
| DFC5500 | • | DISPLAY UNIT FRIDGE SALVADORE - F/STAND BASILIO - 1500mm |

SALVADORE
Bella





DISPLAY UNITS REFRIGERATED

FEATURES

- Pleasing modern design
- Temperature range +2°C to +8°C ambient temperature of 32°C
- Illuminated shelf and base for perfect product presentation
- Castor wheels make the unit easy to move
- Digital display and temperature control for high accuracy
- Grade 304 stainless steel interior
- Unit provided with two adjustable shelves
- Automatic defrost
- Tempered heated glass
- Double glazed glass window to prevent condensation

SPECIFICATIONS - DFC7900

CAPACITY:	285Lt
SHELVES:	3
POWER:	0.626kW
VOLTAGE:	230V - 50Hz
DIMENSIONS:	900 x 680 x 1200mm
WEIGHT:	215kg

SPECIFICATIONS - DFC7200

CAPACITY:	390Lt
SHELVES:	3
POWER:	0.769kW
VOLTAGE:	230V - 50Hz
DIMENSIONS:	1200 x 680 x 1200mm
WEIGHT:	260kg

SPECIFICATIONS - DFC7500

CAPACITY:	500Lt
SHELVES:	3
POWER:	0.923kW
VOLTAGE:	230V - 50Hz
DIMENSIONS:	1500 x 680 x 1200mm
WEIGHT:	300kg

ORDER CODES:

- DFC7900 • DISPLAY UNIT FRIDGE SALVADORE - F/STAND CAPPI 900mm
- DFC7200 • DISPLAY UNIT FRIDGE SALVADORE - F/STAND CAPPI 1200mm
- DFC7500 • DISPLAY UNIT FRIDGE SALVADORE - F/STAND CAPPI 1500mm



(Inserts Included)

ICE CREAM DISPLAY FRIDGE

FEATURES

- Perfect for display of Ice Cream at point of sale
- Automatic defrost
- Temperature range -20°C to -15°C
- High quality digital temperature controller
- Heated front window to prevent condensation build up
- Low pressure hermetic compressor R404 gas
- Unit supplied with five Polycarbonate 5Lt storage pans
- Table top mounting
- Grade 304 stainless steel interior

SPECIFICATIONS: ICF1200

CAPACITY:	5 x 5Lt pans
POWER:	0.5kW
VOLTAGE:	230V - 50Hz
DIMENSIONS:	1200 x 519 x 790mm
WEIGHT:	115kg

ORDER CODES:

- ICF1200 • ICE CREAM FRIDGE SALVADORE - 1200mm
- INT5101 • INSERT - THIRD 100mm/4" PC (CLEAR)

REFRIGERATED PIZZA DISPLAY 6 AND 9 DIVISION

The SALVADORE refrigerated pizza display cabinets are ideal for the display and storage of ingredients used in pizza and sandwich outlets.

SALVADORE

NEW arrival

FEATURES

- Keeps food between +2°C and +10°C at 32°C ambient
- Ideal for storing and display of pizza or sandwich ingredients
- Completely portable and easy to transport
- Sneeze guard glass for hygiene
- Low maintenance auto defrost function
- Can accommodate 6 or 9 inch 1/4 inserts (not included)
- Easy to clean glass panels
- High quality digital set point controller

SPECIFICATIONS – PIF1400

POWER: 0,16kW
 VOLTAGE: 230V - 50Hz
 DIMENSIONS: 1400 x 350 x 440mm
 BOX DIMENSIONS: 500 x 450 x 540mm
 PACKED WEIGHT: 44kg
 COMPLIES WITH SPEC: CE

SPECIFICATIONS – PIF2000

POWER: 0,16kW
 VOLTAGE: 230V - 50Hz
 DIMENSIONS: 2000 x 350 x 440mm
 BOX DIMENSIONS: 2100 x 450 x 540mm
 PACKED WEIGHT: 53kg
 COMPLIES WITH SPEC: CE



ORDER CODES:

- PIF1400 • PIZZA INGREDIENT FRIDGE SALVADORE - 1400mm
- PIF2000 • PIZZA INGREDIENT FRIDGE SALVADORE - 2000mm

COLD FOOD BAR

COMERSA

Ideal for sandwich make up stations, chocolates, business class lounges, buffets, traditional Japanese restaurants and tapas Spanish style or the ever popular Greek Meze offering. Supplied with special sized inserts designed to fit the food bars.

SPECIFICATIONS - SDF3006 & SDF4006

DIMENSIONS: 1523 x 417 x 246mm
 VOLTAGE: 220V
 CAPACITY: 6 PAN (INCLUDED)
 MOTOR: 1.5Hp, 220V, 50Hz
 GAS: R134a

SPECIFICATIONS - SDF3008 & SDF4008

DIMENSIONS: 1880 x 417 x 246mm
 VOLTAGE: 220V
 CAPACITY: 8 PAN (INCLUDED)
 MOTOR: 1.5Hp, 220V, 50Hz
 GAS: R134a

ORDER CODES:

- SDF3006 A COLD FOOD BAR - COMERSA 6 INSERT - SILVER
- SDF3008 • COLD FOOD BAR - COMERSA 8 INSERT - SILVER
- SDF4006 B COLD FOOD BAR - COMERSA 6 INSERT - BLACK
- SDF4008 • COLD FOOD BAR - COMERSA 8 INSERT - BLACK
- XSDF2015 • COLD FOOD BAR - THIRD INSERT (ALL)



6 divisions



STAFF ICE MACHINES

Staff is on the market of ice cream machines since 1959. Staff's philosophy has always been based on constant research, expansion, high-level design and environmental protection that let Staff grow, expand in the world and overcome the difficulties of a more and more competitive market. Forty years of experience and reliability, together with the introduction of a young team, give Staff force and enthusiasm, as well as an innovative mentality.

A must for confectioners, restaurants, hotels and community centres requiring high product quality with maximum performance at lowest costs.



GELATO MACHINE

FEATURES

- Beautiful exterior design. Rounded corners for better safety at work
- Long-duration stirrer with rasp blade in polyethylene. All parts in contacts with the mix or ice-cream are in stainless steel and in nontoxic material; all are easily accessible and removable for cleaning
- Cleanliness and hygiene assured thanks to the wash water discharge located directly on the ice-cream production vat
- Control panel with timer and reset allows the user to set the agitator speed and the ideal density of the batch in relation to the type of mix
- Double cover for adding ingredients while the mixer is working
- Micro magnetic device for stopping the mixer before opening the cover
- The vertically installed creaming tank facilitates inspection of the mix during the creaming process

SPECIFICATIONS - GMS0005

Batch Freezer with Manual Extraction

DIMENSIONS:	435 x 570 x 515mm
WEIGHT:	50kg
PRODUCTION PER CYCLE:	1.5Lt
PRODUCTION PER HOUR:	6Lt
Power:	0.7kW - 230V - 50Hz

SPECIFICATIONS - GMS0010

Batch Freezer with Manual Extraction

DIMENSIONS:	435 x 570 x 515mm
WEIGHT:	55kg
PRODUCTION PER CYCLE:	2Lt
PRODUCTION PER HOUR:	10Lt
POWER:	1.1kW - 230V - 50Hz

ORDER CODES:

GMS0005	• GELATO ICE CREAM MAKER - 1.5 Lt PER CYCLE [BTM5 A]
GMS0010	• GELATO ICE CREAM MAKER - 2 Lt PER CYCLE [BTM10 A]

Note: Production may vary in relation to the temperature and type of product used. Maximum production is based on 15°C ambient temperature and 4°C liquid / product temperature.





The new multi-purpose Summit machine, combines technological innovation and versatility with ease of use, allowing you to delight your customers. Thanks to its innovative bowl temperature control system and PUSH button that allows increased working speed, GT PUSH is the only counter-top machine on the market capable of preparing real frozen cream (coffee cream, hazelnut cream, etc.) as well as soft ice cream and frozen yoghurt.

With the GT PUSH you can prepare Soft Ice Cream and Frozen Yoghurt, together with any product that can be prepared with a temperature between 7 and 10 degrees below zero.

SOFT ICE / FROZEN YOGHURT MACHINE

FEATURES

- Compact counter machine
- Exceptional quality/price ratio
- LED based electronic key pad
- HACCP certified
- Lockable lid
- Designed to work with water or milk based dried products or with mixtures ready to be poured into the bowl, and providing a significant overrun.
- Automatic defrost mode
- Available in one or two bowl configuration



SPECIFICATIONS - SIM1001

CAPACITY:	1 x 6Lt (FINISHED PRODUCT)
DIMENSIONS:	260 x 425 x 650mm
NET WEIGHT:	28kg
POWER:	350W - 230V - 50Hz
CONTROL KEYBOARD:	Electronic with LED
DISPENSING MODE:	Manual
REFRIGERANT:	R404a
PREPARATION TIME:	40 - 60 min

SPECIFICATIONS - SIM1002

BOWL CAPACITY:	2 x 6Lt (FINISHED PRODUCT)
DIMENSIONS:	450 x 435 x 650mm
NET WEIGHT:	46kg
POWER:	765W - 230V - 50Hz
CONTROL KEYBOARD:	Electronic with LED
DISPENSING MODE:	Manual
REFRIGERANT:	R404a
PREPARATION TIME:	40 - 60 min

ORDER CODES:

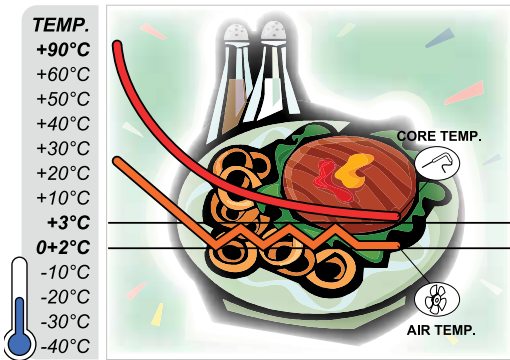
- | | |
|---------|--|
| SIM1001 | • GT1 PUSH SOFT ICE /FROZEN YOGHURT MACHINE - WHITE |
| SIM1002 | • GT2 PUSH SOFT ICE /FROZEN YOGHURT MACHINE - WHITE [2 BOWL] |





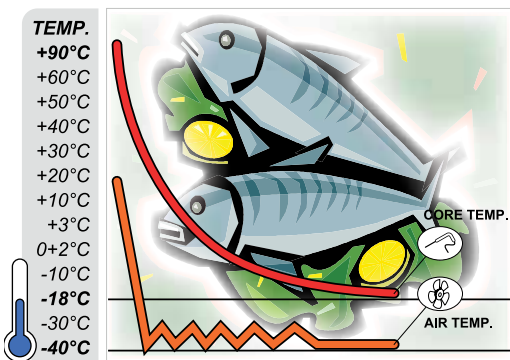
EVERLASTING BLAST CHILLERS

Protecting your food and your customers is now easier than ever when you use Everlasting Blast Chillers. Blast chillers take your food quickly and safely from serving temperature to storing temperature, from 90°C to +3°C, or 90°C to -18°C. This technology helps prolong the freshness of your ingredients and reduce spoilage of your product. Blast Chillers can also improve the productivity of your entire kitchen.



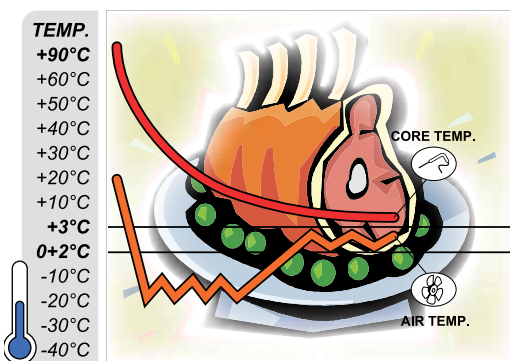
Soft Chilling +90°C/+3°C

Soft chilling: Ideal for delicate, thin or small sized products such as vegetables, rice and fried products. With soft chilling, the temperature of the products, acting on the ventilation, is quickly but at the same time gently lowered in order not to damage the surfaces.



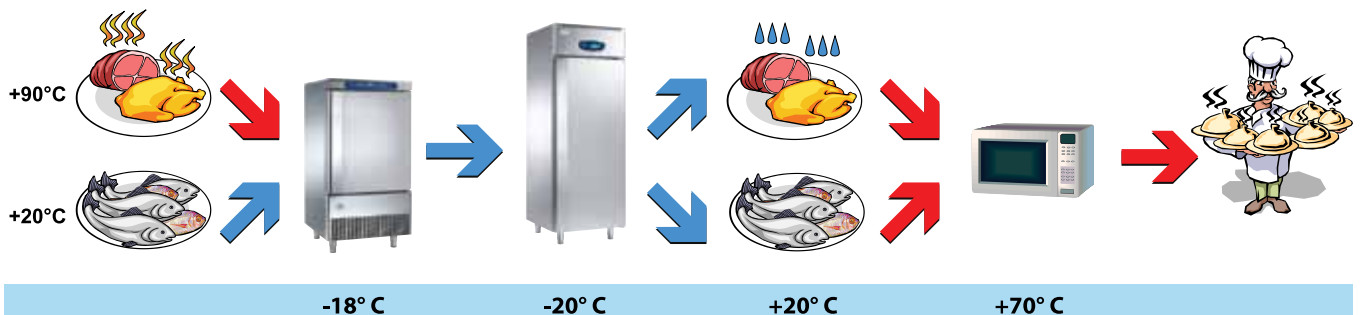
Shock freeze +90°C/-18°C

Shock freezing: Ideal for all food products that, once brought to the temperature of at least -18°C at the core of the product, must be preserved for weeks or months.



Hard Chilling +90°C/+3°C

Hard chilling: Ideal for dense, fatty, big sized or packed products. Through hard-chilling the temperature of the products is quickly lowered reaching the temperature of 3°C at the core of the product without the danger of freezing the surfaces.





BLAST CHILLER/FREEZER

FEATURES

- Electronic control panel
- Temperature controlled by core probe

SPECIFICATIONS - BCE0003

DIMENSIONS:	410 x 600 x 750mm
LOAD CAPACITY:	3 x GN 2/3
OUTPUT FOR BLAST CHILLING:	7kg [+90°/+3°C]
OUTPUT FOR BLAST FREEZING:	4kg [+90°/-18°C]
MAX. ROOM TEMP:	+38°C
POWER:	380W - 230V - 50Hz
REFRIGERANT:	R404 A
WEIGHT:	53kg
PACKED WEIGHT:	57kg
PACKED DIMENSIONS:	630 x 460 x 900mm

ORDER CODE:

- BCE0003 • BLAST CHILLER/FREEZER EVERLASTING
- MINI PRO [3 x GN2/3]



FEATURES

- Electronic control panel
- Temperature controlled by core probe

SPECIFICATIONS - BCE1003

DIMENSIONS:	640 x 700 x 530mm
LOAD CAPACITY:	3 x GN 1/1
OUTPUT FOR BLAST CHILLING:	10kg [+90°/+3°C]
OUTPUT FOR BLAST FREEZING:	5kg [+90°/-18°C]
MAX. ROOM TEMP:	+38°C
POWER:	490W - 230V - 50Hz
REFRIGERANT:	R404 A
WEIGHT:	68kg
PACKED WEIGHT:	70kg
PACKED DIMENSIONS:	870 x 880 x 600mm

ORDER CODE:

- BCE1003 • BLAST CHILLER/FREEZER EVERLASTING
- PRO [3 x GN1/1]



FEATURES

- Electronic control panel
- Temperature controlled by core probe

SPECIFICATIONS - BCE0005

DIMENSIONS:	760 x 700 x 850mm
LOAD CAPACITY:	5 x GN 1/1 or 5 x BN 600 x 400mm
OUTPUT FOR BLAST CHILLING:	14 kg [+90°/+3°C]
OUTPUT FOR BLAST FREEZING:	9 kg [+90°/-18°C]
MAX. ROOM TEMP:	+38°C
POWER:	730W - 230V - 50Hz
REFRIGERANT:	R404 A
WEIGHT:	93kg
PACKED WEIGHT:	110kg
PACKED DIMENSIONS:	870 x 880 x 1030mm

ORDER CODE:

- BCE0005 • BLAST CHILLER/FREEZER EVERLASTING
- PRO EXTRA [5 x GN1/1]

