



Domino is a completely new concept in modular buffet systems. All the Domino components can interlock or stand alone. Simply connect components to build your designed buffet. When tomorrow comes build it again or try something new. Let your imagination design your Buffet. The system is so simple a child can do it. Simply put, Domino makes it fun again!

02

Tiger Buffetware



SECTION INDEX

25cm Complete Module
 Serving And Condiment Pole
 35cm Complete Module
 Rectangular Complete Module
 Rectangular Module Accessories
 Roll Top Rectangular
 Rectangular Accessories
 Roll Top Round
 Round Accessories
 Chafer Stacking Trolley Ibis
 Induction Smart Round
 Induction Smart W Round
 Smart Round Accessories
 Induction Smart Square
 Induction Smart W Square

Smart Square Accessories
 Induction Smart W Rectangular
 Smart W Rectangular Accessories
 Induction Hob & Stand
 Soup Urns & Smart Soup Station
 Cold Display
 Serving Utensils - Hollow Handle
 Beverage Service
 Hi-Line Range
 Dispensers
 Coffee Pots
 Stands
 Displays
 Room Service



25cm COMPLETE MODULE

SPECIFICATIONS - DSC0001

CAPACITY: 800ml
DIMENSION: 250 x 250 x 312mm

SPECIFICATIONS - DJD0035

CAPACITY: 3.5Lt
DIMENSION: 250 x 330 x 434mm

SPECIFICATIONS - DMD0005

CAPACITY: 5Lt
DIMENSION: 250 x 324 458mm

SPECIFICATIONS - DCD0037

CAPACITY: 3.7Lt
DIMENSION: 250 x 264 x 458mm

SPECIFICATIONS - DCD1037

CAPACITY: 3.7Lt
DIMENSION: 250 x 264 x 713mm

ORDER CODES:

- DSC0001 A DOMINO SAUCE CHAFER
- DJD0035 B DOMINO JUICE DISPENSER
- DMD0005 C DOMINO MILK DISPENSER
- DCD0037 D DOMINO CEREAL DISPR SINGLE
- DCD1037 E DOMINO CEREAL DISPR SINGLE

25cm MODULE ACCESSORIES

SPECIFICATIONS - DDS0250

DIMENSION: 250 x 250 x 103mm

SPECIFICATIONS - DDS1250

DIMENSION: 250 x 250 x 196mm

SPECIFICATIONS - IRM0208

DIMENSION: 208mm
CAPACITY: 800ml

SPECIFICATIONS - DPB0250

DIMENSION: 250mm

SPECIFICATIONS - DWB0250

DIMENSION: 250 x 250mm

ORDER CODES:

- DDS0250 A DOMINO DISH STAND ROUND
- DDS1250 B DOMINO DISH STAND
- IRM0208 C INSERT ROUND MINI PORCELAIN
- DPB0250 D DOMINO PORCELAIN BOWL
- DWB0250 E DOMINO WOODEN BASE SQUARE





SERVING AND CONDIMENT POLE

SPECIFICATIONS - DCP0001
 DIMENSION: 290 x 252 x 80mm

ORDER CODES:

- DHL1000 A DOMINO HEATING LAMP WITH CLAMP
- DCP0001 B DOMINO CONDIMENT POLE (2 BOWLS + POLE)
- DSU0001 C DOMINO SERVING UTENSIL POLE (INCL. SPOONS)
- DSH0001 D DOMINO SPOON HOLDER PORCELAIN (2 PCE SET)
- DCB0002 E DOMINO PORCELAIN OVAL CONDIMENT BOWL (2 PCE SET)
- DEL0004 F DOMINO EXTENDIBLE LEGS (4 PCE SET)



35cm COMPLETE MODULE

SPECIFICATIONS - DSS0042
 DIMENSION: 350 X 350 X 323mm
 CAPACITY: 4.2Lt

SPECIFICATIONS - SSL1000
 DIMENSION: 328mm

SPECIFICATIONS - SSB0042
 CAPACITY: 4.Lt

SPECIFICATIONS - DHS0180
 DIMENSION: 350 X 350 X 196MM
 CAPACITY: 4.Lt

ORDER CODES:

- DSS0042 A DOMINO SOUP STATION STAND - COMPLETE UNIT
- SSL1000 B SOUP STATION LID ROUND
- SSB0042 C SOUP STATION BUCKET & LID S/STEEL
- DHS0180 D DOMINO HOT STATION STAND





35cm MODULE ACCESSORIES

SPECIFICATIONS - DDS0350
DIMENSION: 350 x 350 x 103mm

SPECIFICATIONS - DDS1350
DIMENSION: 350 x 350 x 196mm

SPECIFICATIONS - DWT0350
DIMENSION: 350mm

SPECIFICATIONS - DMT0350
DIMENSION: 350mm

SPECIFICATIONS - IRP0328
CAPACITY: 4.5Lt
DIMENSION: 328 x 70mm

SPECIFICATIONS - IRP1328
CAPACITY: 4Lt
DIMENSION: 328 x 70mm

SPECIFICATIONS - DWP0001
DIMENSION: 300mm

SPECIFICATIONS - IRS0295
DIMENSION: 295 x 60mm

SPECIFICATIONS - DPB0350
DIMENSION: 350mm

SPECIFICATIONS - DWB0350
DIMENSION: 350 x 350mm

ORDER CODES:

- DDS0350 A DOMINO DISH STAND ROUND S/STEEL
- DDS1350 B DOMINO DISH STAND ROUND S/STEEL & ACACIA
- DWT0350 C DOMINO WOODEN TRAY ROUND
- DMT0350 D DOMINO MARBLE TRAY ROUND
- IRP0328 E INSERT ROUND PORCELAIN
- IRP1328 F INSERT ROUND PORCELAIN 2 DIV
- DWP0001 G DOMINO ROUND WATER PAN S/STEEL
- IRS0295 H INSERT ROUND S/STEEL FOOD PAN
- DPB0350 I DOMINO PORCELAIN BOWL
- DWB0350 J DOMINO WOODEN BASE SQUARE



RECTANGULAR COMPLETE MODULE

SPECIFICATIONS - DCD1001
DIMENSION: 315 x 355 x 297mm

SPECIFICATIONS - DCD2002
DIMENSION: 615 x 350 x 103mm

SPECIFICATIONS - DBC0001
DIMENSION: 615 x 350 x 116mm

SPECIFICATIONS - DBB0001
DIMENSION: 615 x 355 x 297mm

ORDER CODES:

- DCD1001 A DOMINO COLD DISPLAY + COVER
- DCD2002 B DOMINO COLD DISPLAY W/O DOME COVER
2 ICE PACKS INCLUDED
- DBC0001 C DOMINO BREAD CUTTING BOARD ON STAND
- DBB0001 D DOMINO BREAD BASKET COMPLETE

RECTANGULAR COMPLETE MODULE

SPECIFICATIONS - DBB0004

DIMENSION: 490 x 305 x 100mm

SPECIFICATIONS - DCP0002

DIMENSION: 575 x 355 x 216mm

SPECIFICATIONS - CDY0001

CAPACITY: 28 CUPS

SPECIFICATIONS - CDI1001

DIMENSION: 255 x 200mm

ORDER CODES:

DBB0004 E DOMINO BREAD BASKET
 DCP0002 F DOME COVER POLYCARBONATE
 CDY0001 G COLD DISPLAY YOGHURT TRAY
 CDI1001 H COLD DISPLAY ICE PACK POLYETHELENE



E



F



G



H

RECTANGULAR MODULE ACCESSORIES

SPECIFICATIONS - DDS1010

DIMENSION: 615 x 350 x 101mm

SPECIFICATIONS - DSS1001

DIMENSION: 615 x 350 x 196mm

SPECIFICATIONS - DWT0550

DIMENSION: 527 x 321 x 28mm

SPECIFICATIONS - DMT0550

DIMENSION: 525 x 325 x 22mm

SPECIFICATIONS - CDT0025

DIMENSION: 500 x 306 x 33mm

SPECIFICATIONS - CDT1025

DIMENSION: 250 x 306 x 33mm

SPECIFICATIONS - DBC0002

DIMENSION: 526 x 323 x 28mm

SPECIFICATIONS - DWB0270

DIMENSION: 615 x 350 x 15mm

SPECIFICATIONS - CDT0001

DIMENSION: 526 x 325 x 18mm

ORDER CODES:

DDS1010 A DOMINO DISH STAND GN 1/1 RECTANGULAR S/STEEL
 DSS1001 B DOMINO DISH STAND GN 1/1 RECTANGULAR S/STEEL & ACACIA
 DWT0550 C DOMINO WOODEN TRAY GN 1/1 RECTANGULAR
 DMT0550 D DOMINO MARBLE TRAY GN 1/1 RECTANGULAR
 CDT0025 E PORCELAIN TRAY DISPLAY GN 1/1
 CDT1025 F PORCELAIN TRAY DISPLAY GN 1/2
 DBC0002 G DOMINO BREAD CUTTING BOARD RECTANGULAR
 DWB0270 H DOMINO WOODEN BASE RECTANGULAR GN 1/1
 CDT0001 I COLD DISPLAY TRAY GN 1/1 RECTANGULAR S/STEEL
 DIP0001 J DOMINO ICE PACK TRAY RECTANGULAR



A



B



C



D



E



F



G



H



I



J





EURI ROLL TOP RECTANGULAR

SPECIFICATIONS - CDE0008

DIMENSION: 660 x 480 x 430mm

CAPACITY: 8Lt

ORDER CODE:

- CDE0008 • CHAFING DISH EURI RECTANGULAR ROLL TOP - 18/10 S/STEEL



IBIS ROLL TOP RECTANGULAR

SPECIFICATIONS - CDI0008

DIMENSION: 675 x 490 x 450mm

CAPACITY: 8Lt

ORDER CODE:

- CDI0008 • CHAFING DISH IBIS RECTANGULAR ROLL TOP - 18/10 S/STEEL



RECTANGULAR ACCESSORIES

SPECIFICATIONS - SSL0534

DIMENSION: 537 x 335 x 56mm

SPECIFICATIONS - IPT0065

DIMENSION: 178 x 330 x 65mm

CAPACITY: 2Lt

SPECIFICATIONS - IHP0065

DIMENSION: 267 x 330 x 65mm

CAPACITY: 3Lt

SPECIFICATIONS - IFP1065

DIMENSION: 535 x 330 x 65mm

CAPACITY: 6Lt

SPECIFICATIONS - CDE0003

DIMENSION: 235 x 200 x 23mm

CAPACITY: 6Lt

POWER: 230v - 50hz - 490W

SPECIFICATIONS - SSB0042

CAPACITY: 4.2Lt

ORDER CODES:

- SSL0534 A SOUP STATION LID S/STEEL
- IPT0065 B INSERT PORCELAIN THIRD (GN 1/3) PORCELAIN
- IHP0065 C INSERT PORCELAIN HALF (GN 1/2) PORCELAIN
- IFP1065 D INSERT PORCELAIN FULL (GN 1/1) PORCELAIN
- CDE0003 E CHAFING DISH ELECTRIC HEATER UNIVERSAL WITH DIGITAL CONTROLLER
- SSB0042 F SOUP STATION BUCKET & LID S/STEEL



EURI ROLL TOP ROUND

SPECIFICATIONS - CRE0001

DIMENSION: 515 x 497 x 468mm

CAPACITY: 6.5Lt

ORDER CODE:

CRE0001 • CHAFING DISH EURI ROUND ROLL TOP
18/10 S/STEEL



IBIS ROLL TOP ROUND

SPECIFICATIONS - CRI0002

DIMENSION: 515 x 518 x 470mm

CAPACITY: 6.5Lt

ORDER CODE:

CRI0002 • CHAFING DISH IBIS ROUND ROLL TOP
18/10 S/STEEL

STACKABLE UP TO 5 CHAFERS



INSERT ROUND

SPECIFICATIONS - IRS0350

DIMENSION: 387 x 65mm

ORDER CODE:

IRS0350 • INSERT ROUND S/STEEL



1/2 INSERT ROUND

SPECIFICATIONS - IRS1387

DIMENSION: 385 x 68mm

ORDER CODE:

IRS1387 • INSERT ROUND S/STEEL
- 1/2 LARGE



INSERT ROUND PORCELAIN

SPECIFICATIONS - IRP1388

DIMENSION: 388 x 60mm

CAPACITY: 4Lt

ORDER CODE:

IRP1388 • INSERT ROUND PORCELAIN
- 2 DIV



INSERT ROUND PORCELAIN

SPECIFICATIONS - IRP0388

DIMENSION: 388 x 60mm

CAPACITY: 6.5Lt

ORDER CODE:

IRP0388 • INSERT ROUND PORCELAIN



ELECTRIC HEATER

SPECIFICATIONS - CDE0003

DIMENSION: 235 x 200 x 23mm

POWER: 230v - 50hz - 490W

ORDER CODE:

CDE0003 • CHAFING DISH ELECTRIC
HEATER UNIVERSAL WITH
DIGITAL CONTROLLER



CHAFFER STACKING TROLLEY IBIS

SPECIFICATIONS - CST1001

HEIGHT: 1478mm AFTER STACKING

FEATURES:

PVC COVER INCLUDED
STACKS 5 CHAFERS ON EACH SIDE IN TOTAL 10 CHAFERS

ORDER CODE:

CST1001 • CHAFER STACKING TROLLEY IBIS

STACKABLE UP TO 5 CHAFERS



STACKABLE UP TO 5 CHAFERS



A



B



C



D

INDUCTION SMART ROUND

SPECIFICATIONS - CIR0065

DIMENSION: 435 x 505 x 202mm

CAPACITY: 6.5Lt

SPECIFICATIONS - CIS0002

DIMENSION: 406 x 285 x 145mm

ORDER CODES:

- CIR0065 A CHAFER INDUCTION ROUND SMART WITH GLASS LID 18/10 S/STEEL (EXCLUDES SPOON) * SPOON HOLDER OPTIONAL
- XCIR0001 B CHAFER INDUCTION ROUND SMART SPARE LID EXCLUDES HINGE AND HANDLE
- CIS0002 C CHAFER INDUCTION STAND ROUND SMART INCLUDING BURNER
- CIR0001 D CHAFER INDUCTION ROUND SMART SERVING SPOON HOLDER

INDUCTION SMART W ROUND

SPECIFICATIONS - CIR1065
 DIMENSION: 440 x 490 x 195mm

SPECIFICATIONS - CIS1002
 DIMENSION: 350 x 440 x 140mm

ORDER CODES:

- CIR1065 A CHAFER INDUCTION ROUND SMART W WITH GLASS LID - 18/10 S/STEEL
- CIS0001 B CHAFER INDUCTION SMART W SERVING SPOON HOLDER EXCLUDES PORCELAIN DISH & SPOON
- CIS1002 C CHAFER INDUCTION STAND ROUND SMART W INCLUDING BURNER

New enhanced hinge to prevent breakages



SMART ROUND ACCESSORIES



SPECIFICATIONS - IRP0388
 DIMENSION: 388 x 60mm
 CAPACITY: 6.5Lt

ORDER CODE:
 IRP0388 • INSERT ROUND PORCELAIN



SPECIFICATIONS - IRP1388
 DIMENSION: 388 x 60mm
 CAPACITY: 4Lt

ORDER CODE:
 IRP1388 • INSERT ROUND PORCELAIN - 2 DIV



SPECIFICATIONS - IRP2388
 DIMENSION: 388mm

ORDER CODE:
 IRP2388 • INSERT ROUND PORCELAIN - 3 DIV



SPECIFICATIONS - IRS1387
 DIMENSION: 385 x 68mm

ORDER CODES:
 IRS1387 A INSERT ROUND S/STEEL 1/2 LARGE
 DGR0155 B DRAINAGE GRID ROUND 1/2



SPECIFICATIONS - IRS0350
 DIMENSION: 387 x 65mm

ORDER CODES:
 IRS0350 H INSERT ROUND S/STEEL



SPECIFICATIONS - DGR0310
 DIMENSION: 310mm

ORDER CODE:
 DGR0310 I DRAINAGE GRID ROUND



ORDER CODE:
 FHC0001 • FUEL HOLDER CUP S/STEEL



ORDER CODE:
 DGT0001 • DRAINAGE GRID 1/3





INDUCTION SMART SQUARE

SPECIFICATIONS - CIS0055

DIMENSION: 453 x 407 x 195mm

CAPACITY: 5.5Lt

SPECIFICATIONS - CIS0003

DIMENSION: 415 x 348 x 145mm

ORDER CODES:

- CIS0055 A CHAFER INDUCTION SQUARE SMART WITH GLASS LID - 18/10 S/STEEL (EXCLUDES SPOON) * SPOON HOLDER OPTIONAL
- CIS0003 B CHAFER INDUCTION STAND SQUARE SMART INCLUDING BURNER
- XCIS0001 C CHAFER INDUCTION SQUARE SMART SPARE LID - EXCLUDES HINGE AND HANDLE
- CIS1001 D CHAFER INDUCTION SMART SERVING SPOON HOLDER

New enhanced hinge to prevent breakages



INDUCTION SMART W SQUARE

SPECIFICATIONS - CIS1055

DIMENSION: 410 x 440 x 180mm

CAPACITY: 5.5Lt

SPECIFICATIONS - CIS1003

DIMENSION: 405 x 465 x 140mm

ORDER CODES:

- CIS1055 A CHAFER INDUCTION SQUARE SMART W WITH GLASS LID - 18/10 S/STEEL
- CIS1003 B CHAFER INDUCTION STAND SQUARE SMART W INCLUDING BURNER
- CIS0001 C CHAFER INDUCTION SMART W SERVING SPOON HOLDER EXCLUDES PORCELAIN DISH & SPOON

SMART SQUARE ACCESSORIES

SPECIFICATIONS - IPO0005

DIMENSION: 335 x 327 x 68mm

CAPACITY: 5.5Lt



A



B



C

SPECIFICATIONS - ITP1000

DIMENSION: 335 x 327 x 68mm

CAPACITY: 5.5Lt

SPECIFICATIONS - FPI0001

DIMENSION: 335 x 327 x 68mm

CAPACITY: 5.5Lt



D



E

SPECIFICATIONS - CSH0001

VOLTAGE: 220v - 240v - 350 W

ORDER CODES:

IPO0005	A	INSERT PORCELAIN GN 2/3 RECTANGULAR
ITP1000	B	INSERT PORCELAIN GN 2/3 RECTANGULAR - 2 DIV
DGR0001	C	DRAINAGE GRID GN 2/3 S/STEEL
FPI0001	D	FOOD PAN INSERT S/STEEL GN (2/3)
CSH0001	E	CHAFFER SPRING HEATER ELECTRIC S/STEEL BODY ALUMINUM SHEATHED HEAT ELEMENT

INDUCTION SMART W RECTANGULAR

New enhanced hinge to prevent breakages

SPECIFICATIONS - CIR0008

CAPACITY: 8Lt

ORDER CODES:

CIR0008	A	CHAFFER INDUCTION RECTANGULAR SMART W WITH GLASS LID - 18/10 S/STEEL
CIS1004	B	CHAFFER INDUCTION STAND RECTANGULAR SMART W INCLUDING BURNERS
CIS0001	C	CHAFFER INDUCTION SMART W SERVING SPOON HOLDER EXCLUDES PORCELAIN DISH & SPOON



A



B



C

SMART W RECTANGULAR ACCESSORIES

SPECIFICATIONS - IPT0065

DIMENSION: 178 x 330 x 65mm

CAPACITY: 2Lt

SPECIFICATIONS - IHP0065

DIMENSION: 267 x 330 x 65mm

CAPACITY: 3Lt

SPECIFICATIONS - IFP1065

DIMENSION: 535 x 330 x 65mm

CAPACITY: 6Lt



A



B



C

ORDER CODES:

IPT0065	A	INSERT PORCELAIN THIRD (GN 1/3) PORCELAIN
IHP0065	B	INSERT PORCELAIN HALF (GN 1/2) PORCELAIN
IFP1065	C	INSERT PORCELAIN FULL (GN 1/1) PORCELAIN



A



B



C



D

ODIN ROUND MINI CHAFER

SPECIFICATIONS - CDM0002

DIMENSION: 235 x 235 x 310mm
CAPACITY: 800ml

SPECIFICATIONS - CDM0001

DIMENSION: 270 x 270 x 310mm
CAPACITY: 800ml

SPECIFICATIONS - IRM0208

DIMENSION: 208mm
CAPACITY: 800ml

SPECIFICATIONS - CSH0001

VOLTAGE: 220 V - 240 V - 350 W

ORDER CODES:

- CDM0002 A CHAFING DISH MINI ODIN S/STEEL - PORCELAIN TRAY INCLUDED
- CDM0001 B CHAFING DISH MINI S/STEEL PORCELAIN TRAY INCLUDED
- IRM0208 C INSERT ROUND MINI PORCELAIN
- CSH0001 D CHAFER SPRING HEATER ELECTRIC S/STEEL BODY - ALUMINUM SHEATHED HEAT ELEMENT



INDUCTION HOB & STAND

SPECIFICATIONS - IHT0001

POWER: OUTPUT POWER 1000 W AS MAX
FREQUENCY: 50HZ
DIMENSION: 355 x 355 x 625mm

ORDER CODES:

- IHT0001 A INDUCTION HOB TOUCH PANEL (1.0KW, BUILT-IN)
- IHS1001 B INDUCTION HOB STAND S/STEEL
- IHT0002 C REMOTE CONTROL FOR INDUCTION



A

B



SMART SOUP STATION

SPECIFICATIONS - SSB0042

CAPACITY: 4.2Lt

ORDER CODES:

- SSB0042 A SOUP STATION BUCKET WITH SINGLE WALL (INCL LID)
- SSA0389 B SOUP STATION ADAPTOR RING



SOUP URN

SPECIFICATIONS - SSU0010

CAPACITY: 10Lt

ORDER CODE:

- SSU0010 • SMART W SOUP URN WITH GLASS LID



COLD DISPLAY

SPECIFICATIONS - CDU0001

DIMENSION: 648 x 400 x 280mm

SPECIFICATIONS - CDU0002

DIMENSION: 596 x 415 x 285mm

SPECIFICATIONS - DCP0002

DIMENSION: 575 x 355 x 216mm

SPECIFICATIONS - DCP0002

DIMENSION: 480 x 287 x 10mm

CAPACITY: 28 cups

SPECIFICATIONS - CDT0001

DIMENSION: 526 x 325 x 18mm

SPECIFICATIONS - CDT0025

DIMENSION: 500 x 306 x 33mm

SPECIFICATIONS - CDI1001

DIMENSION: 255 x 200mm

ORDER CODES:

CDU0001	A	COLD DISPLAY UNIT SWATCH S/STEEL, POLYCARBONATE, ACRYLIC COVER, TWO ICE PACKS INCLUDED
CDU0002	B	COLD DISPLAY UNIT HI-LINE S/STEEL, POLYCARBONATE, ACRYLIC COVER, TWO ICE PACKS INCLUDED
DCP0002	C	DOME COVER POLYCARBONATE
CDY0001	D	COLD DISPLAY YOGHURT TRAY
CDT0001	E	COLD DISPLAY TRAY RECTANGULAR S/STEEL GN
CDT0025	F	PORCELAIN TRAY DISPLAY GN 1/1
CDI1001	G	COLD DISPLAY ICE PACK POLYETHYLENE



SERVING UTENSILS - HOLLOW HANDLE

SPECIFICATIONS - SLS0029

DIMENSION: 29cm

SPECIFICATIONS - SSS0320

DIMENSION: 32cm

SPECIFICATIONS - PSS0320

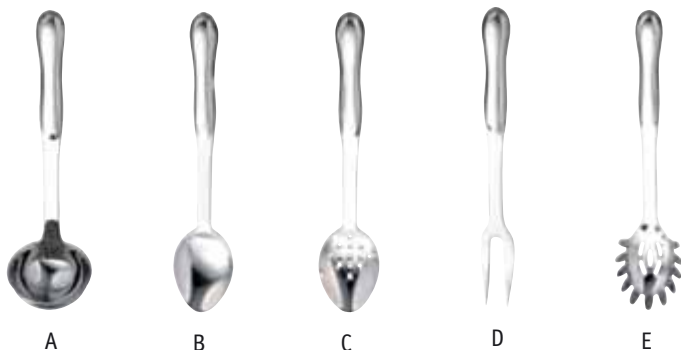
DIMENSION: 32cm

SPECIFICATIONS - MFS0031

DIMENSION: 31cm

SPECIFICATIONS - PLS0029

DIMENSION: 29cm



ORDER CODES:

SLS0029	A	SOUP LADLE S/STEEL
SSS0320	B	SERVING SPOON S/STEEL
PSS0320	C	PERFORATED SERVING SPOON S/STEEL
MFS0031	D	MEAT FORK S/STEEL
PLS0029	E	PASTA LADLE S/STEEL



SERVING UTENSILS - HOLLOW HANDLE

SPECIFICATIONS - STS0001

DIMENSION: 28cm

SPECIFICATIONS - STS0023

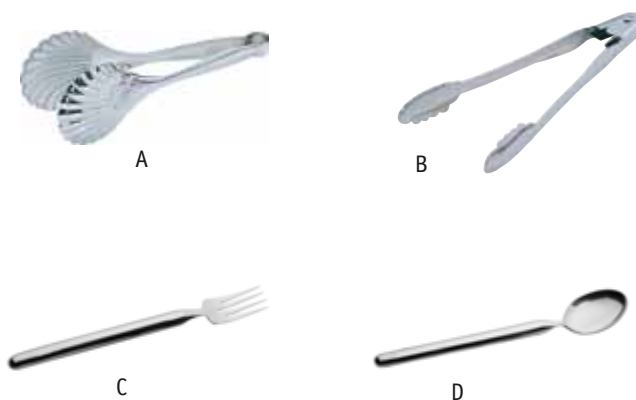
DIMENSION: 23cm

SPECIFICATIONS - DSF0260

DIMENSION: 260mm

SPECIFICATIONS - DSS0260

DIMENSION: 260mm



ORDER CODES:

STS0001	A	SHELLY TONG S/STEEL
STS0023	B	SPAGHETTI TONG S/STEEL
DSF0260	C	DOMINO SERVING FORK
DSS0260	D	DOMINO SERVING SPOON



EURI JUICE DISPENSER

SPECIFICATIONS - JDE0007

DIMENSION: 285 x 285 x 590mm
CAPACITY: 7Lt

ORDER CODE:

JDE0007 • JUICE DISPENSER EURI WITH CHROME LEGS



ODIN JUICE DISPENSER

SPECIFICATIONS - JD00037

DIMENSION: 325 x 200 x 460mm
CAPACITY: 3.7Lt

ORDER CODE:

JD00037 • JUICE DISPENSER ODIN



ODIN JUICE DISPENSER

SPECIFICATIONS - JD00007

DIMENSION: 325 x 195 x 560mm
CAPACITY: 7Lt

ORDER CODE:

JD00007 • JUICE DISPENSER ODIN



ODIN MILK DISPENSER

SPECIFICATIONS - MD00005

DIMENSION: 325 x 200 x 430mm
CAPACITY: 4.6Lt

ORDER CODE:

MD00005 • MILK DISPENSER ODIN S/STEEL WITH ICE CORE



EURI COFFEE URN

SPECIFICATIONS - CUE0012

DIMENSION: 325 x 200 x 430mm
CAPACITY: 12Lt

ORDER CODE:

CUE0012 • COFFEE URN EURI

OPTIONAL EXTRAS



DRIP TRAY

ORDER CODE:

XJD00003 • DRIP TRAY



CHAFER SPRING HEATER

SPECIFICATIONS - CSH0001

VOLTAGE: 220v - 240v, 350W

ORDER CODE:

CSH0001 • CHAFER SPRING HEATER ELECTRIC S/STEEL BODY - ALUMINUM SHEATHED HEAT ELEMENT



A



B

BEVERAGE SERVICE

SPECIFICATIONS - STU0005

VOLTAGE: 220v

FEATURES

SAMOVAR ELECTRIC TEA URN:

- 5Lt CAPACITY
- 1.3Lt TEA POT INCLUDED
- 18/10 S/STEEL - MIRROR POLISHED
- AUTOMATIC SWITCH OFF ELEMENT
- ENERGY SAVING KEEP-WARM FUNCTION
- BOIL-DRY PROTECTION - AUTOMATIC SHUT-OFF
- TAP WITH LIME FILTER
- TWO YEAR GUARANTEE

OTHER MODELS ARE AVAILABLE

- 3Lt TO 15Lt CAPACITY
- S/STEEL OR GOLD FINISH

SPECIFICATIONS - CCH0060

CAPACITY: 60 CUPS

VOLTAGE: 220v

ORDER CODES:

- | | | |
|---------|---|------------------------------|
| STU0005 | A | SAMOVAR TEA URN ELECTRIC |
| CCH0060 | B | CUP CAROUSEL HEATED INSTANTA |



HI-LINE MILK DISPENSER

SPECIFICATIONS - MDH0005

DIMENSION: 375 x 235 x 480mm

CAPACITY: 5Lt

ORDER CODE:

- | | | |
|---------|---|--|
| MDH0005 | • | MILK DISPENSER
HI-LINE
18/10 S/STEEL -
POLYCARBONATE BASE |
|---------|---|--|



HI-LINE JUICE DISPENSER

SPECIFICATIONS - JDH0007

DIMENSION: 375 x 210 x 620mm

CAPACITY: 7Lt

ORDER CODE:

- | | | |
|---------|---|--|
| JDH0007 | • | JUICE DISPENSER
HI-LINE
POLYCARBONATE BASE |
|---------|---|--|



HI-LINE CEREAL

SPECIFICATIONS - CDH0037

DIMENSION: 220 x 210 x 610mm

CAPACITY: 3.7Lt

ORDER CODE:

- | | | |
|---------|---|--|
| CDH0037 | • | CEREAL DISPENSER
HI-LINE S/STEEL
POLYCARBONATE
CYLINDER |
|---------|---|--|

DISPENSER

SPECIFICATIONS - CDS0037

DIMENSION: 265 x 200 x 595mm

CAPACITY: 3.7Lt

SPECIFICATIONS - CDD0074

DIMENSION: 215 x 310 x 595mm

CAPACITY: 7.4Lt

SPECIFICATIONS - CDT0011

DIMENSION: 265 x 265 x 595mm

CAPACITY: 11Lt

SPECIFICATIONS - FDS0001

DIMENSION: 328 x 328 x 565mm

ORDER CODES:

- CDS0037 A CEREAL DISPENSER SINGLE S/STEEL - POLYCARBONATE CYLINDER
- CDD0074 B CEREAL DISPENSER DOUBLE S/STEEL - POLYCARBONATE CYLINDER
- CDT0011 C CEREAL DISPENSER TRIPLE S/STEEL - POLYCARBONATE CYLINDER
- FDS0001 D FRUIT DISPENSER SWIVEL S/STEEL



A



B



C



D

COFFEE POTS

ORDER CODES:

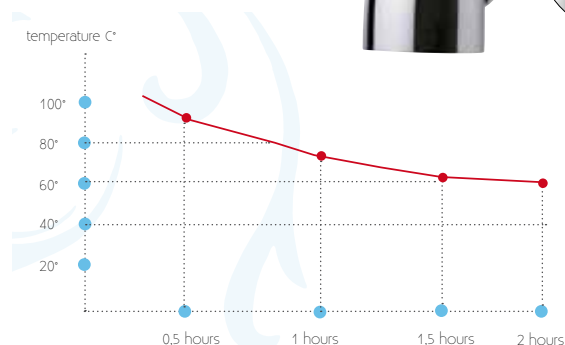
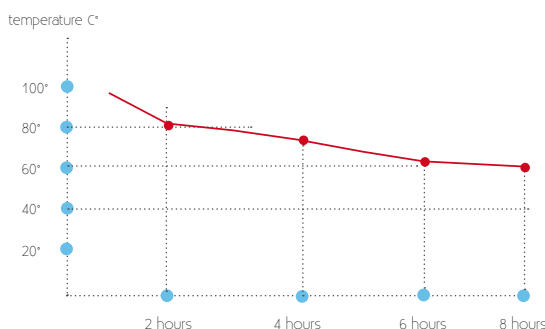
- JVT0400 A JUG VACUUM THERMO 18/10 S/STEEL - 400ml
- JVT0700 • JUG VACUUM THERMO 18/10 S/STEEL - 700ml
- JVT1000 • JUG VACUUM THERMO 18/10 S/STEEL - 1000ml
- JVT1500 • JUG VACUUM THERMO 18/10 S/STEEL - 1500ml
- CPS0300 • COFFEE POT S/STEEL- DOUBLE WALL 18/10 S/STEEL - 300ml
- CPS0600 • COFFEE POT S/STEEL- DOUBLE WALL 18/10 S/STEEL - 600ml
- CPS0950 • COFFEE POT S/STEEL- DOUBLE WALL 18/10 S/STEEL - 950ml
- CPS1200 • COFFEE POT S/STEEL- DOUBLE WALL 18/10 S/STEEL - 1200ml
- CPS1500 • COFFEE POT S/STEEL- DOUBLE WALL 18/10 S/STEEL - 1500ml



A



B





PUNCH BOWL

SPECIFICATIONS - PBS0020

CAPACITY: 20Lt

SPECIFICATIONS - PBS0014

CAPACITY: 14Lt

ORDER CODES:

- PBS0020 • PUNCH BOWL
18/10 S/STEEL
- PBS0014 • PUNCH BOWL
18/10 S/STEEL



CONDIMENT SET

ORDER CODE:

- CSS4000 • CONDIMENT SET S/STEEL
INCLUDES: 4 JARS + SPOONS +TRAY



FOOD TAG

SPECIFICATIONS - FTT0150

DIMENSION: 15cm

ORDER CODE:

- FTT0150 • FOOD TAG - TWIN ARM
S/STEEL



MR TAG

SPECIFICATIONS - MTS0012

DIMENSION: 12cm

ORDER CODE:

- MTS0012 • MR TAG S/STEEL



ROOM SERVICE TROLLEY

SPECIFICATIONS - RST1002

DIMENSION: Ø 1020 X 750mm

ORDER CODES:

- RST1002 A ROOM SERVICE TROLLEY ROYAL
HOT FOOD WARMER NOT INCLUDED
STEEL COATED FOLDABLE LEGS
TIP-UP AND STACKABLE STRUCTURE



ROOM SERVICE HOT FOOD WARMER

SPECIFICATIONS - HFW0001

DIMENSION: 390 x 370 x 395mm

VOLTAGE: 220v

TEMPERATURE: MAX 70°C

ORDER CODE:

- HFW0001 • HOT FOOD WARMER S/STEEL REMOVABLE
SHELVES THERMO CONTROLLED - S/STEEL
CABINET INTERIOR - ALUMINIUM

